LITETRONICS®

PROJECT:			
CATALOG #			
TYPE:		DATE:	

LED VAPOR TIGHT STRIP

WATT AND CCT SELECTABLE WITH SENSOR SOCKET

DESCRIPTION

Selectable performance that simplifies specification, installation, and inventory.

High-performance, configurable LED vapor tight lighting engineered for harsh commercial and industrial environments. Selectable wattage and color temperature simplify specification, reduce inventory, and deliver reliable, energy-efficient illumination across a wide range of applications.

Delivering up to 140 LPW and lumen packages from 3,500 to 11,200 lumens, the fixture provides scalable performance while helping lower energy consumption and operating costs. Bright, uniform illumination improves visibility, productivity, and overall facility safety.

Engineered for demanding environments, the sealed vapor-tight housing helps protect against moisture, dust, and contaminants while IP65 and IK10 ratings provide reliable performance in harsh conditions. Corrosion-resistant stainless-steel clasps and mounting hardware further support dependable performance in tough applications.

Designed for quick installation and future-ready controls, the fixture features sensor-ready compatibility, a 50,000-hour rated life, and a 5-year warranty to reduce maintenance, minimize downtime, and deliver dependable long-term performance.



FEATURES

- 4′ or 8′ lengths
- Integrated emergency battery backup option provides 90 minutes of illumination during power outages
- Selectable wattage:
  4′ - 4 selectable wattages
  8′ - 3 selectable wattages
- Selectable CCT (3500K, 4000K, 5000K)
- Sensor-ready for occupancy control upgrades
- Up to 140 LPW for lower energy consumption
- IP65
- Wet location rated
- 50,000-hour rated life
- 5-year warranty
- 120-277V
- Corrosion-resistant stainless steel clasps
- DLC 6.0 Premium (pending)

DIMENSIONS / WEIGHT

Order Code	Length	Width	Height	Weight
VTS4	47.24″	3.54″	3.30″	4.18 Lbs.
VTS8	94.02″	3.54″	3.30″	9.92 Lbs.
VTS4EB	47.24″	3.54″	3.30″	5.51 Lbs.
VTS8EB	94.02″	3.54″	3.30″	11.24 Lbs.

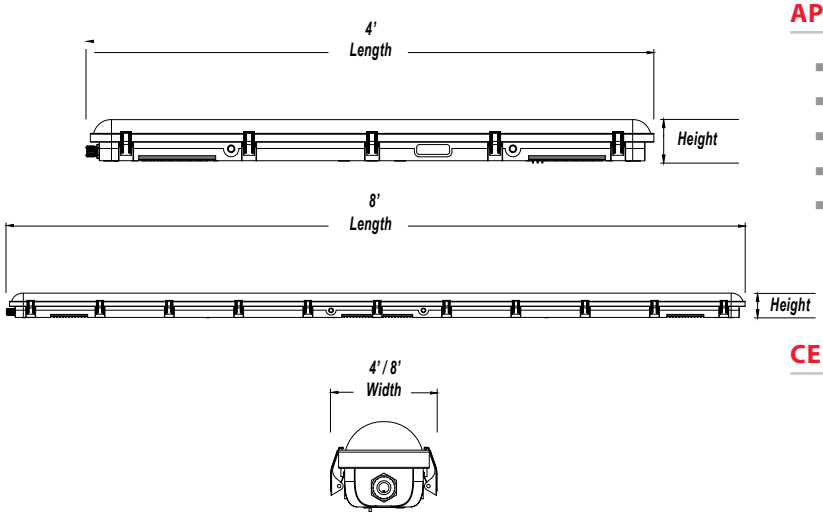

APPLICATIONS

- Commercial Buildings
- Industrial Facilities
- Manufacturing
- Warehouses
- Cold Storage
- Workstations
- Corridors
- Storage Areas
- Stairwells
- Car Washes

CERTIFICATIONS

FEDERAL COMMUNICATIONS COMMISSION · USA

RoHS Compliant

INTERTEK ETL LISTED US

Disclaimer: Specifications are subject to change without notice. While Litetronics makes every effort to ensure accuracy, we do not guarantee the completeness or reliability of the information provided. For the most current product data, please visit www.litetronics.com.

© 2026 Litetronics
Litetronics.com
Rev: 10/29/26

SPECIFICATIONS

Life (@L70): 50,000 hours

Warranty: 5 years

Note: Batteries in models with integrated emergency battery backup are covered by a 5-year warranty.

PERFORMANCE

Operating temp: -4°F to 113°F (-20°C to 45°C)

Efficacy (LPW): 140

CRI: >80

ELECTRICAL

Input voltage: 120-277V

Input frequency: 50/60Hz

PF: >0.9

THD: <20%

Surge protection: 10kV

Dimming: 0-10V

Sensor Option: 3.5mm Audio Jack, supports optional plug-in microwave occupancy sensor

OPTICAL

Beam Angle: 100°

Lens: Polycarbonate

UGR: N/A

PHYSICAL

Finish: N/A

Color: White

Housing: Stainless Steel Clasps

INDUSTRY STANDARDS/RATINGS

IP: IP65

IK: IK10

Location: Wet Location

ETL: Yes

FCC: Yes

RoHS: Yes

DLC: Premium 6.0 (pending)

ORDERING INFORMATION

Main Fixture

Ordering Code	Description	Size	Watts	Volts	CCT (K)	Lumens
VTS8	8' LED Vapor Tight Strip Watt and CCT Selectable with Sensor Socket	8'	65 | 75 | 80	120-277V	3500 | 4000 | 5000	9,100 | 10,500 | 11,200
VTS4	4' LED Vapor Tight Strip Watt and CCT Selectable with Sensor Socket	4'	25 | 35 | 40 | 50	120-277V	3500 | 4000 | 5000	3,500 | 4,900 | 5,600 | 7,000
VTS8EB	8' LED Vapor Tight Strip Watt and CCT Selectable with Sensor Socket Integrated EBB	8'	65 | 75 | 80	120-277V	3500 | 4000 | 5000	9,100 | 10,500 | 11,200
VTS4EB	4' LED Vapor Tight Strip Watt and CCT Selectable with Sensor Socket Integrated EBB	4'	25 | 35 | 40 | 50	120-277V	3500 | 4000 | 5000	3,500 | 4,900 | 5,600 | 7,000

PRODUCT OVERVIEW AND INSTALLATION

Mount & Suspention Options

Surface Mounting

Includes surface mounting brackets 2 for 4' or 4 for 8'.

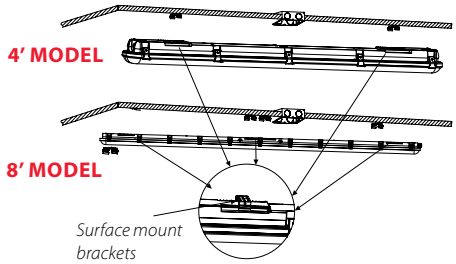

Suspension Mounting

Attach the V-shaped suspension clips 2 for 4' or 4 for 8' to the fixture housing (suspension cables/chain sold separately).

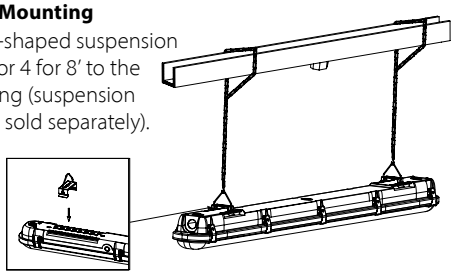

Watt & CCT Selectable

Easily adjust the watts & CCTs, simply detach the lens by unlatching each clip on the housing.

4' Models – Once lens is removed, the watt and cct slide switches can be located in the front of the LED board.

8' Models – Once lens is removed, unclip the LED board closest to the housing knockout and locate the watt and CCT slide switches on the reverse side of board.

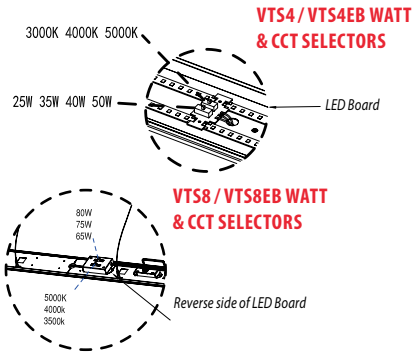

Wiring Made Simple

Route the incoming power cord through the cable gland strain relief and housing knockout. Tighten the cable gland to secure the cord. Connect incoming power cord with wire nuts.

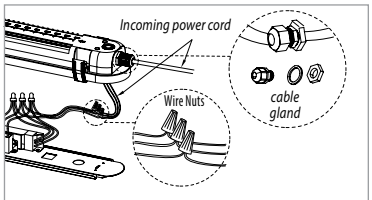

Note: On 8' models, remove the LED board side nearest to knockout from fixture housing to access the driver. After wiring is complete, replace the LED board back on to the fixture.

Disclaimer: Specifications are subject to change without notice. While Litetronics makes every effort to ensure accuracy, we do not guarantee the completeness or reliability of the information provided. For the most current product data, please visit www.litetronics.com.

© 2026 Litetronics
Litetronics.com
Rev: 10/29/26

ACCESSORIES

Accessories - Sensor & Controls

Ordering Code	Image	Description	Usage
SC017		Plug-in Microwave Sensor	Provides multi-level control for occupancy sensing and daylight harvesting. Fixture settings can be adjusted using remote control (SCR053)
SCR053		Remote Control for plug-in PIR Microwave sensors	Adjusts sensor settings from the ground after installation, eliminating the need for ladders or lifts. (For SC017)

Disclaimer: Specifications are subject to change without notice. While Litetronics makes every effort to ensure accuracy, we do not guarantee the completeness or reliability of the information provided. For the most current product data, please visit www.litetronics.com.

© 2026 Litetronics