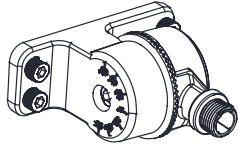


Knuckle Mount

for Flood Lights 100W and 150W (FLAKM2)

Installation Instructions



SAFETY INSTRUCTIONS AND WARNINGS

- When using electrical equipment, basic safety precautions should always be observed
- This product must be installed in accordance with the applicable installation code by a person familiar with the construction and operation of the product and the hazards involved
- Installation should only be conducted by a qualified electrician in accordance with NEC and any relevant local building codes.
- Be certain electrical power is OFF before and during installation and maintenance.
- To prevent wiring damage or abrasion, do not expose wiring to edges of sheet metal or sharp objects.

WHAT COMES IN THE BOX

- Knucklemount
- M8 Screws (x5)
- M8 Spring washers (x4)
- M8 Flat washers (x4)
- M8 Ground washer (x1)
- Gasket (x1)
- Installation Instructions

REQUIRED TOOLS

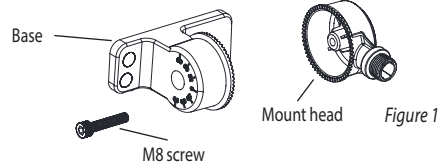
- Allen Wrench / Hex Key

INSTRUCTIONS

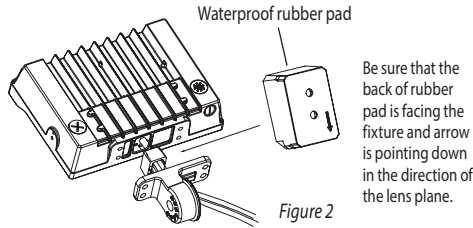
Before Installation, carefully remove all parts from the packaging. Inspect product for defects due to shipping. Always turn off the power supply from main circuit breaker first!

KNUCKLE MOUNT BRACKET INSTALLATION

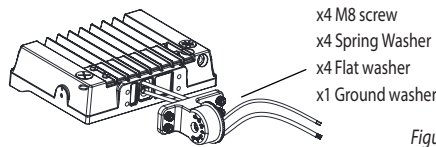
1. Open the mount head. (Figure 1)



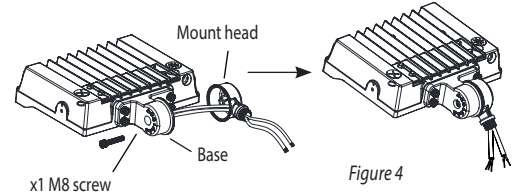
2. Before installing the base, install the waterproof rubber pad. Run the input wires through the two holes of the rubber pad. (Figure 2)



3. Run the input wire through the base (watch out not to scratch the wire). Affix the base with screws and lock to the fixture. (Figure 3)



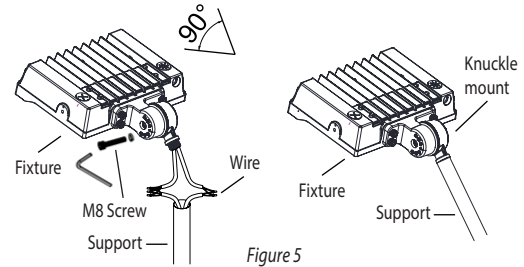
4. Pass the wires through the mount head (watch out not to scratch the wire). Install the mount head and keep M8 screw loose. (Figure 4)



KNUCKLE MOUNT INSTALLATION

1. Finish the wire connection accordingly (refer to flood light installation instructions for wiring diagram).
2. Align the fixture to required angle. Tighten M8 screw after angle is confirmed. (Figure 5)
3. Turn power back on.

Note: Adjustable angle is 0~+/-90°. (Figure 5)



Thank you for choosing

LITETRONICS®

6969 W. 73rd Street

Bedford Park, IL 60638

WWW.LITETRONICS.COM

CustomerService@Litetronics.com or 1-800-860-3392



The information and product specifications contained in these instructions are based upon data believed to be accurate at the time of printing. This information is subject to change without notice and without incurring liability. If you have questions regarding specific product details, please contact us at 800-860-3392 or via email at customerservice@litetronics.com. To check for an updated version of these instructions, please visit www.litetronics.com.