

LITETRONICS®

Surface Mount Kit for LED Linear High Bay (LHBA4SM)

Installation Instructions



SAFETY INSTRUCTIONS AND WARNINGS

- When using electrical equipment, basic safety precautions should always be observed
- This product must be installed in accordance with the applicable installation code by a person familiar with the construction and operation of the product and the hazards involved
- Installation should only be conducted by a qualified electrician in accordance with NEC and any relevant local building codes.
- Be certain electrical power is OFF before and during installation and maintenance.
- To prevent wiring damage or abrasion, do not expose wiring to edges of sheet metal or sharp objects.

WHAT COMES IN THE BOX

Surface mounting Bracket (X2)
M4 *6*8 screws (x4)

REQUIRED TOOLS


4 mm Metric Allen wrench
Wire stripper
Wire cutter

INSTRUCTIONS

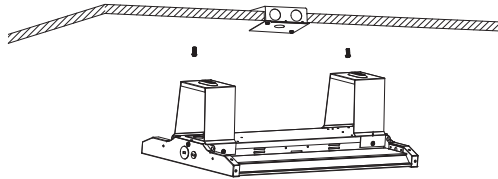
Before Installation, carefully remove all parts from the packaging. Inspect product for defects due to shipping. **Always turn off the power supply from main circuit breaker first!**

1. Fix the surface mount bracket with screws.
2. Install the fixture to the mount surface with screws (not included).
3. Connect the incoming power lines to fixture wires refer to **General Wiring Diagram**.
4. Tighten all hardware. Your installation is now complete.


Surface
mounting-Fig 1



Surface
mounting-Fig 2



Surface
mounting-Fig 3



Thank you for choosing

LITETRONICS®

6969 W. 73rd Street

Bedford Park, IL 60638

WWW.LITETRONICS.COM

CustomerService@Litetronics.com or 1-800-860-3392



RoHS
Compliant

The information and product specifications contained in these instructions are based upon data believed to be accurate at the time of printing. This information is subject to change without notice and without incurring liability. If you have questions regarding specific product details, please contact us at 800-860-3392 or via email at customerservice@litetronics.com. To check for an updated version of these instructions, please visit www.litetronics.com.