

PROJECT:	
CATALOG #	
TYPE:	DATE:

## LED VOLUMETRIC TROFFER

### WITH SENSOR SOCKET

#### DESCRIPTION

Combining top-tier efficiency with a refined architectural design, the LED Volumetric Troffer is the perfect solution for modern indoor commercial spaces, including standard grid ceiling applications.

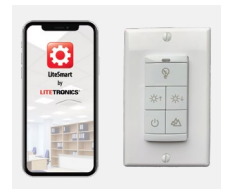
The Volumetric Troffer with Sensor Socket takes indoor lighting control and convenience to the next level. With optional occupancy sensing and daylight harvesting (using a pluggable sensor, sold separately), the fixture automatically reduces energy consumption while allowing each feature to be tailored to occupant preferences.

Setup is fast and intuitive through the LiteSmart mobile app, which provides Bluetooth® control for grouping fixtures, customizing settings, and creating scene configurations—all directly from a mobile device. For larger projects, commissioning is made simple with the IR Programming feature using the SCR054 control (sold separately).

Installation is quick and hassle-free. The fixture fits seamlessly into standard 1'x4', 2'x2', and 2'x4' grid ceiling layouts and can also be surface-mounted, suspended, or recessed into drywall ceilings. Each room or group of fixtures can be configured for maximum flexibility and control.



VLT2S

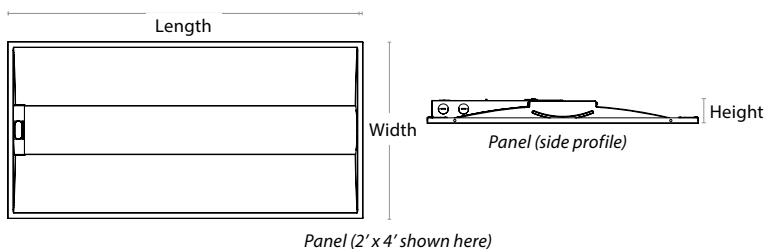


#### FEATURES

- 5 Selectable watts & CCT
- Easy Installation
- DLC 5.1 Premium
- 0-10V Dimming
- Optional local control via Bluetooth wall switch accessory
- Compatible with Emergency Battery Backup
- 100,000-hour rated life
- 10-year warranty
- Optional pluggable sensor enabling occupancy sensing and daylight harvesting (sold separately)
- Optional IR Programming feature using the SCR054 control
- TAA Compliant

#### DIMENSIONS / WEIGHT

Part	Size	Length	Width	Height	Weight
VLT4S	2' x 4'	47.75"	23.75"	2.09"	9.04 lbs
VLT2S	2' x 2'	23.75"	23.75"	2.09"	5.11 lbs
VLT1S	1' x 4'	47.75"	11.92"	2.09"	5.18 lbs



#### MARKETS

- Schools & Universities
- Offices & Municipal Buildings
- Healthcare Facilities/Hospitals
- Retail

#### MOUNTING

- Grid Ceiling
- Suspended Mount
- Surface Mount
- Recessed Drywall

#### CERTIFICATIONS



SPECIFICATIONS

**Life (@L70):** 100,000 hours  
**Warranty:** 10 years

**PERFORMANCE**

**Operating temp:** -4°F to 122°F (-20°C to 50°C)  
**Efficacy (LPW):** 125  
**CRI:** 80

ELECTRICAL

**Input voltage:** 120-277V  
**Input frequency:** 50/60Hz  
**PF:** ≥.95  
**THD:** ≤20%  
**Surge protection:** ANSI C82.77 compliant  
**Dimming:** 0-10V  
**Aux. Voltage:** 12V  
**Whip/Cord:** No  
**Optional Sensor:** Microwave, PIR, and Bluetooth options

MOUNTING

**Standard:** T-bar grid (drop ceilings)  
**Wiring access:** 1/2" trade size knockouts

OPTICAL

**Beam:** 115°  
**Lens:** N/A  
**UGR:** 22.8

PHYSICAL

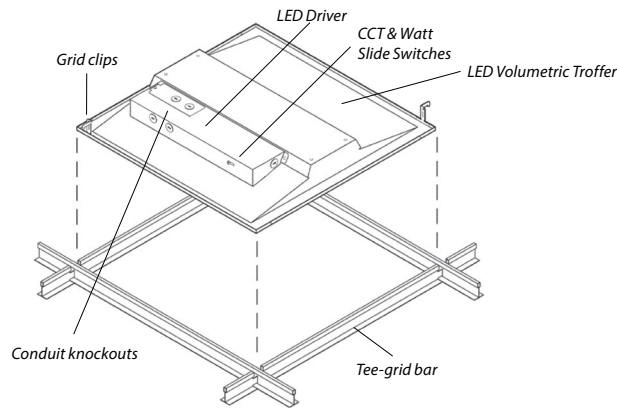
**Finish:** Powder Coated  
**Color:** White  
**Housing:** Painted Steel

INDUSTRY STANDARDS/RATINGS

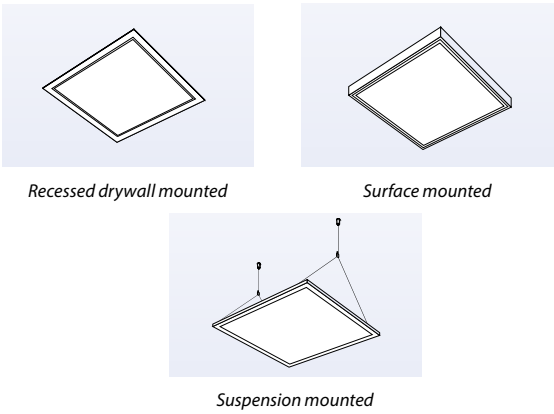
**IP:** 20  
**IK:** N/A  
**Location:** Damp  
**IC:** Yes  
**UL/ETL:** UL (Pending)  
**FCC:** Yes  
**RoHS:** Yes  
**DLC:** 5.1 Premium

PRODUCT OVERVIEW AND INSTALLATION

STANDARD GRID CEILING MOUNTING



ALTERNATIVE MOUNTING OPTIONS



ORDERING INFORMATION

Listed below are the included max wattage and lumens for each model number.

Part	Description	Size (In)	Watts	Volts	CCT (K)	Lumens
VLT4S	LED Volumetric Troffer with Selectable Watt/CCT and Sensor Socket	2 x 4	25   30   40   45   50	120-277	3000   3500   4000   5000   6000	3125   3750   5000   5625   6250
VLT2S	LED Volumetric Troffer with Selectable Watt/CCT and Sensor Socket	2 x 2	18   20   25   30   36	120-277	3000   3500   4000   5000   6000	2250   2500   3125   3750   4500
VLT1S	LED Volumetric Troffer with Selectable Watt/CCT and Sensor Socket	1 x 4	18   20   25   30   36	120-277	3000   3500   4000   5000   6000	2250   2500   3125   3750   4500


## BLUETOOTH SENSOR AND REMOTE ACCESSORY



SC010



SC013



BCM01



SCR054

Part	Description	Usage
SC010	Pluggable Bluetooth PIR Sensor with IR	Combines Bluetooth and PIR motion sensing to provide both occupancy detection and wireless control of fixtures or groups of fixtures through the LiteSmart mobile app. Ideal for use as the primary sensor in multi-fixture installations.
SC013	Pluggable PIR Sensor with IR	Provides PIR motion sensing and IR communication for occupancy detection and control of individual fixtures. Does not include Bluetooth capability or LiteSmart app connectivity.
BCM01	Pluggable Bluetooth Sensor	Designed to work in conjunction with an SC010-equipped fixture. Provides Bluetooth wireless control for additional fixtures through the LiteSmart mobile app without requiring each fixture to have its own PIR sensor. Enables cost-effective control of multiple fixtures within the same space.
SCR054	Remote Control	Used to control LiteTronics LiteSmart IR-Enabled sensors.

## BLUETOOTH CONTROL SWITCHES



BCS02



BCS03



BCS05

Part	Description	Usage
BCS02	Solar bluetooth control switch	Control functionality of the fixture; on/off, dimming, daylight harvesting and scene selection with solar power.
BCS03	Bluetooth battery powered wall switch	Control functionality of the fixture; on/off, dimming, daylight harvesting and scene selection with battery power.
BCS05	Bluetooth AC Powered Wall Switch 120-277V	Control functionality of the fixture; on/off, dimming and scene selection with AC power.

**Note:** Switches don't have CCT or wattage selectable capability.

## ACCESSORIES



EB10



EBCM



EBAM



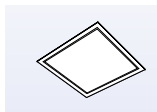
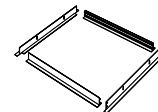
TR01

Part	Description	Usage
EB10	10W Emergency Battery Backup	Supplies battery backup to an individual fixture for up to 90 minutes. Must be ordered with EBCM or EBAM indicator module. Field installed.
EBCM	Ceiling-Mounted Indicator Module	This Ceiling-Mounted Indicator Module (EBCM) can be used with one of LiteTronics' emergency battery backup products to provide a visual confirmation of the operational status of the EBB unit. This module is typically used in grid ceiling applications where it is recess mounted in a panel adjacent to the fixture.
EBAM	Adhesive-Mounted Indicator Module	This Adhesive-Mounted Indicator Module (EBAM) must be used with one of LiteTronics' emergency battery backup products to provide a visual confirmation of the operational status of the EBB unit. This module is typically used in open ceiling or drywall ceiling applications where the module is applied to the side of the fixture, mounting kit, or a nearby structural element.
TR01	Test Remote Control	Used for testing and demonstrating the functionality of EB10 emergency battery backup integrated products. Only one remote required per area, building or site as necessary.

## MOUNTING ACCESSORIES

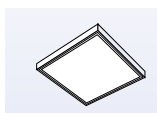
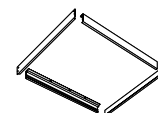
Part	Description	Usage	Outside Dimensions
PADMT2	2x2 Drywall Mount Kit	Recess mount 2x2 Panels in ceiling surfaces	25.46" x 25.46" x 1.65"
PADMT4	2x4 Drywall Mount Kit	Recess mount 2x4 Panels in ceiling surfaces	49.44" x 25.46" x 1.65"
PADMT1	1x4 Drywall Mount Kit	Recess mount 1x4 Panels in ceiling surfaces	49.44" x 13.57" x 1.65"

### DRYWALL MOUNT KIT



Part	Description	Usage	Outside Dimensions
PTAM202	2x2 Surface Mount Kit	Surface mount 2x2 Panels to ceiling surfaces	24.07" x 23.94" x 3.1875"
PTAM204	2x4 Surface Mount Kit	Surface mount 2x4 Panels to ceiling surfaces	47.85" x 23.94" x 3.1875"
PTAM301	1x4 Surface Mount Kit	Surface mount 1x4 Panels to ceiling surfaces	47.85" x 11.97" x 3.1875"

### SURFACE MOUNT KIT

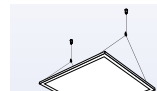


Part	Description	Usage	Weight Rating	Max Distance from Ceiling
PTAM212	2X2 Suspension Mount Kit	Suspend 2x2 Panels from ceiling	25 lbs	4.45'
PTAM214	2x4 Suspension Mount Kit	Suspend 2x4 Panels from ceiling	25 lbs	4.45'
PTAM211	1X4 Suspension Mount Kit	Suspend 1x4 Panels from ceiling	25 lbs	4.45'

### SUSPENSION MOUNT KIT



Cable Length is 5'



## WIRELESS CONTROL

The LED Smart Volumetric Troffer uses Bluetooth technology for a completely wireless connection to your smart phone or remote wall switch.



*Set up and manage your space with LiteSmart.*

*Use the remote switch for everyday control.*



**LITESMART**  
by Litetronics

LiteSmart is a mobile app that enables total management of lighting systems at the touch of your fingers. Within the app, all Smart LED Volumetric Troffer functionality can be set up and controlled, including power, dimming, grouping, scene creation and time scheduling. Adjustments can also be made to the occupancy sensor and daylight harvesting settings, then implemented across an entire group in seconds.

### BENEFITS

- Total control over your lighting system
- Quick and easy changes that can be implemented in seconds across a group of fixtures
- Further energy reduction via occupancy sensing, daylight harvesting and max wattage control
- Ability to create custom scenes based on specific needs, such as presentations
- Time scheduling that sets hours of operation per day

### NETWORK CAPABILITIES

- Unlimited admins and guests can be added to each network
- Each network supports up to 100 fixtures
- Individual fixtures can belong to up to 32 groups
- Up to 127 scenes can be created from one network
- Up to 10 switches can be created from one network



## WIRELESS SWITCH

Part #BCS02,  
BCS03 or BCS05

The Bluetooth control switch comes in handy for the daily occupants of a space. This switch, which can be wall mounted, enables quick adjustments to be made to a specific group of fixtures. Features include on/off, dimming, daylight harvesting and scene selection. The switch must be set up through the LiteSmart mobile app, but can then function on it's own within any space.

### BENEFITS

- Control over key functions for a specific group of lights
- Adjustments are quick and easy, and create an optimized space for a variety of needs
- Further reduce energy via daylight harvesting function, or disable daylight harvesting for full brightness
- Ability to choose between custom scenes based on specific needs within the space

### SWITCH CAPABILITIES

- Enable/disable auto daylight harvesting
- Brighten/dim a group or turn on/off the entire group of fixtures
- Program up to 3 scenes per switch

## HAVE QUESTIONS?

Our Customer Service team can help. Call us at 800-860-3392 or send an email to [customerservice@litetronics.com](mailto:customerservice@litetronics.com)