

PROJECT:	
CATALOG #	
TYPE:	DATE:

LED SLIM WALL PACK

DESCRIPTION

Litetronics Slim Wall Packs are available in two sizes and range from 40W to 120W. The units are offered with selectable wattage and CCT (3000K, 4000K and 5000K), photocell, and pluggable sensor socket. Optional Sensors include PIR (SC005), Microwave (SC006) and our LiteSmart Sensor (SC008) enabling the same energy saving control but can be setup and managed on a group level via the LiteSmart mobile app to meet code and local ordinance.

The fixtures offer ease of installation with swing-open unit to facilitate mounting and electrical connections and include EVA cotton pad for wall mount installation.



FEATURES

- Photocell and pluggable sensor socket
- Leveling bubble inside housing
- Compatibility with LiteSmart mobile app
- Field selectable wattages and CCT (3000K, 4000K, 5000K)
- 50,000-hour rated life
- 5-year warranty
- DLC 5.1 Premium

MARKETS

- Building facades
- Loading dock and entry doors
- Safety & security lighting
- Schools, campuses
- Commercial, industrial
- Storage rental facilities
- Multi-family, apartment complex
- Columns & porte cochere

MOUNTING

- EVA cotton pad for wall mounting

CERTIFICATIONS



SPECIFICATIONS

Life (@L70): 50,000 hours
Warranty: 5 years

PERFORMANCE

Operating temp: -40F to 113°F (-40°C to 45°C)
Efficacy (LPW): 135
CRI: 80

ELECTRICAL

Input voltage: 120-277V
Input frequency: 50/60Hz
PF: ≥.95
THD: ≤ 20%
Surge protection - WPT060: 2.5KV WPT120: 4KV
Dimming: 0-10V
Minimum dimming: N/A
Aux. Voltage: N/A
Driver Class - WPT060: N/A WPT120: Class P
Whip/Cord: None
Sensor: Plug-In (Choice of MW, PIR, Bluetooth)

MOUNTING

Standard: Standard Wall Mount.

DIMENSIONS / WEIGHT

ORDER#	WIDTH	HEIGHT	DEPTH	WEIGHT
WPT060	13.81"	8.84"	4.48"	9.37 lbs.
WPT120	17.80"	12.72"	4.51"	13.89 lbs.

OPTICAL

Beam: 110°
Lens: Glass Frosted
UGR: N/A

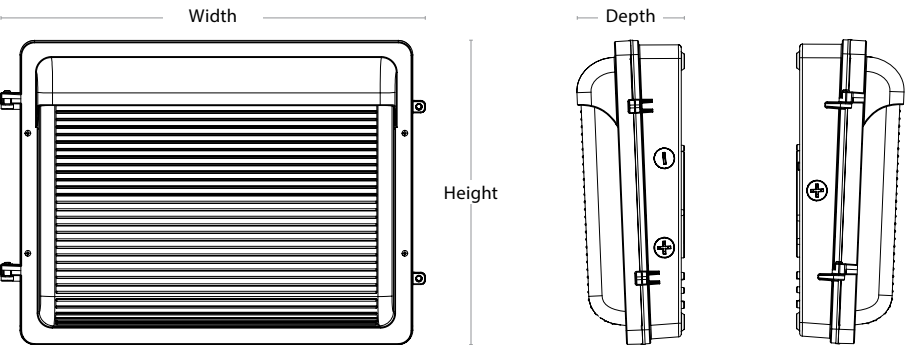
PHYSICAL

Finish: Matte Powder Coat
— MIL Thickness
Color: Dark Bronze
Housing: Painted Steel

INDUSTRY STANDARDS/RATINGS

Bug Rating
WPT060: B1-U4-G5
WPT120: B3-U5-G5
IP: 65
IK: N/A
Location: Wet
Outdoor Rated: Yes
IC: No
UL/ETL: UL (Pending)
FCC: Yes
RoHS: Yes
DLC: 5.1 Premium

WPT060/WPT120

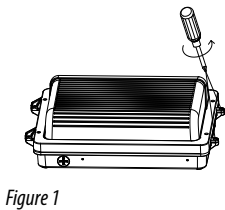


PRODUCT OVERVIEW AND INSTALLATION

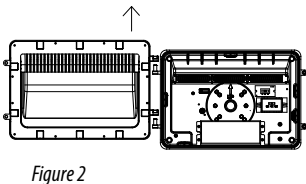
WALL MOUNT INSTALLATION INSTRUCTIONS

1. Turn off power.

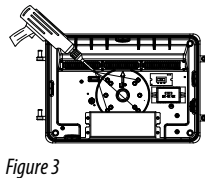
2. Use a screwdriver to remove the screws on both sides. (Figure 1)



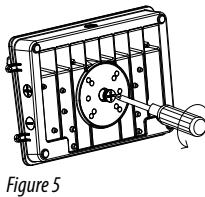
3. Open the fixture, and remove the upper cover of the fixture. (Figure 2)



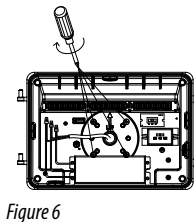
4. Drill mounting holes with an electric drill. For elbow with 1-pin sensor socket, see installation guide for instructions. (Figure 3)



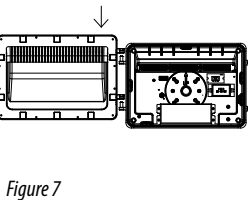
5. Use a screwdriver to remove the plug, Attach the EVA cotton pad to back. (Figure 5)



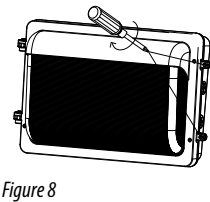
6. Lock the back shell on the mounting seat with screws, Connect the L, N and G wires to the power supply refer to installation instructions. (Figure 6)



7. Follow special functions instructions (see installatin instructions) for CCT, wattage adjustments. Mount the cover of the fixture. (Figure 7)



8. Secure the upper cover of the fixture with screws. (Figure 8)



9. Make sure the installation is complete and secure before turning on the power.

ORDERING INFORMATION

Listed below are the selectable wattage settings and lumens for each model number.



ORDERING CODE	DESCRIPTION	WATTS	VOLTS	CCT (K)	LUMENS
WPT060	Slim Wall Pack	40 50 60	120-277V	3000 4000 5000	5,400 6,750 8,100
WPT120	Slim Wall Pack	80 100 120	120-277V	3000 4000 5000	10,800 13,500 16,200

ACCESSORIES



SENSORS & CONTROLS

ORDERING CODE	DESCRIPTION	USAGE
SCA010	Elbow with 1 Pin Sensor Socket	Ordered separately - Required for all Plug-In sensors SC005, SC006, SC008.
SC005	Plug-in PIR Sensor	Enable occupancy sensing on pluggable fixtures.
SC006	Plug-in Microwave Sensor	Enable occupancy sensing on pluggable fixtures.
SCR053	Remote Control	Used (with SC005 and SC006 sensor) to adjust settings after installation.
SC008	Plug-in Bluetooth PIR Sensor with IR	This sensor enables wireless control of fixtures, or groups of fixtures, through the LiteSmart mobile app.
SCR054	Remote Control	Used to Commission LiteTronics "Next Generation" LiteSmart IR-Enabled Sensor.

WIRELESS CONTROL WITH PLUGGABLE SENSORS



The optional MW (SC006), and PIR Sensor (SC005) use a remote control for easy setup and control of individual fixtures.



The smart PIR sensor uses a remote control (SCR054) to Commission and group Litetronics "Next Generation" LiteSmart IR-Enabled SC008 Sensor.

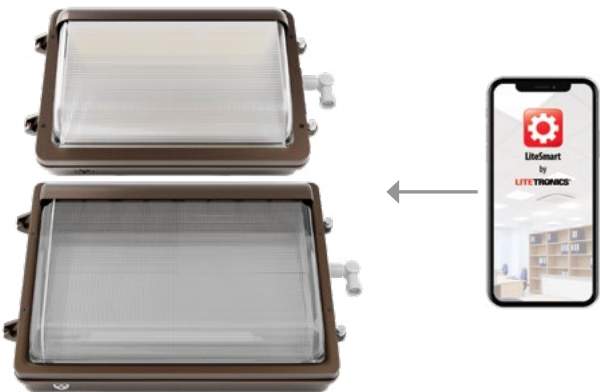


LITESMART



LiteSmart is a mobile app that enables total management of lighting systems at the touch of your fingers. Within the app, all functionality can be set up and controlled; on/off, dimming, grouping, scene creation and time scheduling. Adjustments can also be made to the occupancy sensor settings, then implemented across an entire group in seconds.

- Total control over your lighting system
- Quick and easy changes that can be implemented in seconds across a group of fixtures
- Further energy reduction via occupancy sensing, and max wattage control
- Ability to create custom scenes based on specific needs, such as presentations
- Time scheduling that sets hours of operation per day



Set up and manage your space with LiteSmart.
Note: Elbow with 1 Pin Sensor Socket and sensors sold separately.