

**LITETRONICS®**

# PRO SERIES

HIGH BAY LIGHTS · OUTDOOR LIGHTING · ROADWAY · EMERGENCY BATTERY BACKUP





# LED High Bay Circular PRO

Flexible, high performance lighting with selectable wattage and CCT, a rugged prismatic lens, and a universal 120–480V patented product for broad applications. Rated IP67 and IP69K for full dust, immersion, high pressure washdown protection, and corrosion resistant. Additional features include: diffuse lens, pendant or hook mount, and a 10' ft. power cord. Designed for fast installation, durability, surge suppression, and backed by a 10 year/100,000 hour warranty.

**With all the options offered, you're able to meet your specific application needs.**

- Warehouse & Storage Facilities
- Industrial Facilities
- Sports Facilities & Gyms
- Manufacturing Facilities
- Retail Centers

(Not recommended for Swimming Pools)



# LED Round High Bay PRO - XL

A cost efficient, one for one HID replacement that installs in minutes using existing mounts.

Its lightweight design, 10' power cord, and 155 LPW output deliver bright, even illumination with a 90° beam angle—boosting visibility, safety, and energy savings for any commercial or industrial space.

**With all the options offered, you're able to meet your specific application needs.**

- Warehouse/Storage
- Factory/Workshops
- Exhibition Halls
- Gymnasiums
- Supermarkets



**HBCP150** **LPW - 160**

CCT: 3000 / 4000 / 5000

WATTS: 75 / 115 / 150

**HBCP240** **LPW - 167**

CCT: 3000 / 4000 / 5000

WATTS: 150 / 190 / 240

**HBX500** **LPW - 155**

CCT: 3500 / 4000 / 5000

WATTS: 300 / 400 / 500

## SENSOR & CONTROLS

**SC005**  
Enable occupancy sensing and daylight harvesting on pluggable fixtures.

**SC008**  
Enables wireless control of fixtures, or groups of fixtures, through the LiteSmart mobile app.

**SC011**  
Enables wireless control of fixtures, or groups of fixtures, through the LiteSmart mobile app.

**SCR053**  
Used with SC005 sensor to adjust settings from the ground after installation.

**SCR054**  
Used to commission LiteTronics "Next Generation" LiteSmart IR-enabled sensors SC008 & SC011.

*LiteSmart is a mobile app that enables total management of lighting systems at the touch of your fingers.*

## SENSOR & CONTROLS

**SC005**  
Enable occupancy sensing and daylight harvesting on pluggable fixtures.

**SC008**  
Enables wireless control of fixtures, or groups of fixtures, through the LiteSmart mobile app.

**SC011**  
Enables wireless control of fixtures, or groups of fixtures, through the LiteSmart mobile app.

**SCR053**  
Used with SC005 sensor to adjust settings from the ground after installation.

**SCR054**  
Used to commission LiteTronics "Next Generation" LiteSmart IR-enabled sensors SC008 & SC011.

*LiteSmart is a mobile app that enables total management of lighting systems at the touch of your fingers.*

**BCS02**  
Solar powered bluetooth control switch.

**BCS03**  
Battery powered bluetooth wall switch. Dimensions: 1.25" w x 2.625" h x .5" d.

**BCS05**  
Bluetooth 7 Button AC Powered Wall Switch 120-277V. Dimensions: 2.6" l x 1.3" w x 1.7" h.

## MOUNTING OPTIONS

**HBCPAM20**  
Swivel Yoke Mount for High Bay Circular Pro.

**HBCPAM21**  
Pendant Mount for High Bay Circular Pro.

**BCS03**  
Battery powered bluetooth wall switch. Dimensions: 1.25" w x 2.625" h x .5" d.

**BCS05**  
Bluetooth 7 Button AC Powered Wall Switch 120-277V. Dimensions: 2.6" l x 1.3" w x 1.7" h.

## MOUNTING OPTIONS

**HBCPAM21**  
Pendant Mount for High Bay Circular Pro.

**Note:** Switches don't have CCT Selectable capability.

**Note:** Switches don't have CCT Selectable capability.

## EMERGENCY BATTERY BACKUP

EMBB	150W	240W
EB20*	YES	NO
EB40P	YES	YES

**EB40P**

**EB20**

**TR01**  
Used for testing and demonstrating the functionality of EB40P emergency battery backup.

**EBAM**  
Adhesive Mounted Indicator Module that displays operational status for Litetrionics emergency battery backup unit.

## EMERGENCY BATTERY BACKUP

EMBB	150W	240W
EB40*	YES	NO

**\*Note:** 1. This product is 120-480V, emergency battery backup available for 120-277V only.  
2. It has to be connected to one driver of HBX500. See installation instructions.



# LED Linear High Bay PRO

# LED Area Light PRO

The LED Linear High Bay Pro delivers high efficiency and unmatched versatility with its patented 120–480V patented product and dual beam lens that switches from Standard to Aisle with no tools. Optional plug in sensors provide occupancy and daylight control, including group management via the LiteSmart app. Installation is fast with included 10' suspension cables and cord, plus optional pendant or surface mounts.

**With all the options offered, you're able to meet your specific application needs.**

- Warehouse & storage
- Industrial facilities
- Sports facilities & gyms
- Manufacturing facilities
- Retail centers



## Optical Features

The standard lens 90° x 90° can be rotated 180° to convert to aisle beam 45° x 110° in seconds. **No tools required!**



AVAILABLE COLORS



A single Area Light Pro replaces dozens of SKUs with selectable wattage, color temperature, and optics, simplifying every project.

Quick Slide mounting speeds installation, while the universal 120–480V patented product, surge protection, and smart control compatibility ensure long term reliability. Ideal for parking lots, campuses, industrial sites, and retail spaces.

**With all the options offered, you're able to meet your specific application needs.**

- Car Dealership
- Schools, Campuses, Day Care
- Parking Lots
- Commercial
- Transportation Hubs
- Trucking Depots
- Retail
- Event Centers
- Industrial Yards and Lots

LiteSmart is a mobile app that enables total management of lighting systems at the touch of your fingers.



<b>LHBP115</b> LPW - 155 CCT: 4000 / 5000 WATTS: 78 / 90 / 115	<b>LHBP195</b> LPW - 155 CCT: 4000 / 5000 WATTS: 115 / 155 / 195	<b>LHBP385</b> LPW - 155 CCT: 4000 / 5000 WATTS: 290 / 330 / 385
<b>LHBP155</b> LPW - 155 CCT: 4000 / 5000 WATTS: 78 / 115 / 155	<b>LHBP245</b> LPW - 163 CCT: 4000 / 5000 WATTS: 185 / 225 / 245	<b>LHBP420*</b> LPW - 160 CCT: 4000 / 5000 WATTS: 315 / 360 / 420 <small>*Made to order.</small>

<b>ALP150</b> LPW - 160 CCT: 3000 / 4000 / 5000 WATTS: 100 / 125 / 150	<b>ALP250</b> LPW - 160 CCT: 3000 / 4000 / 5000 WATTS: 175 / 200 / 250	<b>ALP500</b> LPW - 160 CCT: 3000 / 4000 / 5000 WATTS: 300 / 400 / 500
---	---	---

## SENSOR & CONTROLS

**SC005**  
Enable occupancy sensing and daylight harvesting on pluggable fixtures.

**SC008**  
Enables wireless control of fixtures, or groups of fixtures, through the LiteSmart mobile app.

**SC011**  
Enables wireless control of fixtures, or groups of fixtures, through the LiteSmart mobile app.

**SCR053**  
Used with SC005 sensor to adjust settings from the ground after installation.

**SCR054**  
Used to commission LiteTronics "Next Generation" LiteSmart IR-enabled sensor SC008 & SC015.

**BCS03**  
Battery powered bluetooth wall switch. Dimensions: 1.25" w x 2.625" h x .5" d.

**BCS05**  
Bluetooth 7 Button AC Powered Wall Switch 120-277V. Dimensions: 2.6" l x 1.3" w x 1.7" h.

**LHBPAS5M**  
115W-245W LED Linear High Bay Pro surface mount accessory.

**LHBPAS5PM**  
115W-245W LED Linear High Bay Pro pendant mount accessory.

**LHBPAG51\***  
Linear High Bay Pro wire guard 1.2 Ft. Compatible with LHBP115 & LHBP155.

**LHBPAG52\***  
Linear High Bay Pro wire guard 1.6 Ft. Compatible with LHBP195 & LHBP245.

**LHBPAS5M385\***  
385W/420W LED Linear High Bay Pro surface mount accessory.

**LHBPAS5PM385\***  
385W/420W LED Linear High Bay Pro pendant mount accessory.

## MOUNT & GUARD OPTIONS

**OLAPC**  
Enables fixture to turn on/off based on daylight levels.

**SC005**  
Enable occupancy sensing and daylight harvesting on pluggable fixtures.

**SC015**  
Enables wireless control of fixtures, or groups of fixtures, through the LiteSmart mobile app.

**SCR053**  
Used with SC005 sensor to adjust settings from the ground after installation.

**SCR054**  
Used to commission LiteTronics "Next Generation" LiteSmart IR-enabled sensor SC008 & SC015.

**LHBPAS5M**  
115W-245W LED Linear High Bay Pro surface mount accessory.

**LHBPAS5PM**  
115W-245W LED Linear High Bay Pro pendant mount accessory.

**LHBPAG51\***  
Linear High Bay Pro wire guard 1.2 Ft. Compatible with LHBP115 & LHBP155.

**LHBPAG52\***  
Linear High Bay Pro wire guard 1.6 Ft. Compatible with LHBP195 & LHBP245.

**LHBPAS5M385\***  
385W/420W LED Linear High Bay Pro surface mount accessory.

**LHBPAS5PM385\***  
385W/420W LED Linear High Bay Pro pendant mount accessory.

## SENSOR & CONTROLS

**OLAPC**  
Enables fixture to turn on/off based on daylight levels.

**SC005**  
Enable occupancy sensing and daylight harvesting on pluggable fixtures.

**SC015**  
Enables wireless control of fixtures, or groups of fixtures, through the LiteSmart mobile app.

**SCR053**  
Used with SC005 sensor to adjust settings from the ground after installation.

**SCR054**  
Used to commission LiteTronics "Next Generation" LiteSmart IR-enabled sensor SC015.

**LHBPAS5M**  
115W-245W LED Linear High Bay Pro surface mount accessory.

**LHBPAS5PM**  
115W-245W LED Linear High Bay Pro pendant mount accessory.

**LHBPAG51\***  
Linear High Bay Pro wire guard 1.2 Ft. Compatible with LHBP115 & LHBP155.

**LHBPAG52\***  
Linear High Bay Pro wire guard 1.6 Ft. Compatible with LHBP195 & LHBP245.

**LHBPAS5M385\***  
385W/420W LED Linear High Bay Pro surface mount accessory.

**LHBPAS5PM385\***  
385W/420W LED Linear High Bay Pro pendant mount accessory.

LiteSmart is a mobile app that enables total management of lighting systems at the touch of your fingers.



## MOUNTING OPTIONS

A wide variety of mounting options are offered to meet your outdoor lighting needs and challenges.

**ALPASFM\***  
Slipfitter Mount

**ALPAPM\***  
Round-Square Pole Tenon & Slipfitter Mount

**ALPATM\***  
Trunnion Mount


**ALPAWM\***  
Direct Wall Mount

**ALPAADM\***  
Adjustable Direct Wall or Pole Mount

\*Note: Mounts sold separately. Color options available, refer to spec sheet for details.

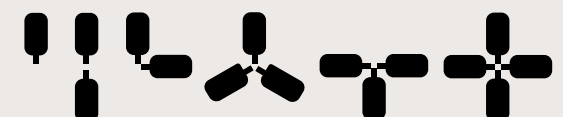
## GLARE SHIELDS

Optional Shields to meet code and ordinance.



## CONFIGURED TO YOUR NEEDS

From single to double to quad configurations, LiteTronics Area Light Pro can accommodate the needed number of fixtures per pole to meet all application needs.



## EMERGENCY BATTERY BACKUP

Emergency battery backup compatibility

EMBB	115W	155W	195W	245W	385W	420W
<b>EB20*</b>	YES	YES	NO	NO	NO	NO
<b>EB40P</b>	YES	YES	YES	YES	YES**	YES**

\*Note: To be used for 120-277V only. For higher volt applications, or if voltage is unknown, please use EB40P.

\*\*Note: Fixture contains 2 drivers, EB product should only be connected to one driver only

**EB20\***

**EB40P**

**TR01**

Used for testing and demonstrating the functionality of EB40P emergency battery backup.

**EBAM**

Adhesive Mounted Indicator Module that displays operational status for LiteTronics emergency battery backup unit.

# LED Roadway Luminaire

A durable, energy efficient outdoor lighting solution featuring our patented 120–480V all in one patented product for simplified installation and universal compatibility. With selectable wattage and color temperature, it delivers bright, uniform, low glare illumination tailored to any roadway or parking application.

Rugged construction, quick access lens, and sealed, bug free optics ensure long lasting, low maintenance performance.

**With all the options offered, you're able to meet your specific application needs.**

- Urban and Suburban Street Lighting
- Commercial Centers
- Industrial Complexes
- Roadways

RL1503 / RL1503A



RL150B3

RL1503 | RL150B3 | RL1503BA\* LPW - 160

CCT: 3000 / 4000 / 5000

WATTS: 75 / 120 / 150 \*RL1503A is made in America.

# LED Emergency Battery Backup

This all in one battery backup delivers reliable emergency power for LED fixtures from 120–480V, providing 90 minutes of illumination during outages for safe egress.

Designed for high output fixtures greater than or equal to 80W and less than or equal to 300W, it requires 0–10V dimming connections for loads above 80W and ensures compliance with emergency footcandle standards. Automatic monthly self testing and a visual status indicator keep the system always ready.

**With all the options offered, you're able to meet your specific application needs.**

- Emergency battery backup



EB40P OPERATION TIME: 90 Min.

VOLTS: 120-480V


WATTS: 40

## WEATHER-RESISTANT

The waterproof gasket protects against moisture and ensuring long-lasting durability in harsh environmental conditions.



Six drain holes, located at the bottom of the fixture, prevents moisture building up within the cavity.



Adjustable angles to a minimum of  $\pm 5^\circ$  from the axis of the tenon in a minimum of 5 steps:

- $+5^\circ, +2.5^\circ, 0, -2.5^\circ, -5^\circ$
- High Visibility Level

*LiteSmart is a mobile app that enables total management of lighting systems at the touch of your fingers.*



LITESMART



## SENSOR & CONTROLS



**OLAPC**

Enables fixture to turn on/off based on daylight levels.



**SC015**

Enables wireless control of fixtures, or groups of fixtures, through the LiteSmart mobile app.



**SCR054**

Used to commission LiteTronics "Next Generation" LiteSmart IR-enabled sensor SC015.

## GLARE SHIELDS

Optional Shields to meet code and ordinance.



**RLAGSF\***

Front glare shield.



**RLAGSB\***

Back glare shield.



**RLAGSS\***

Side glare shield.



**RLAGSU\***

U-Shaped glare shield.

## ACCESSORY LENS

Types II, III, IV and V available for 150W. Refer to spec sheet for details.



**RLAL1502\***  
Type II lens.



**RLAL1504\***  
Type IV lens.



**RLAL1505\***  
Type V lens.

\*Made to order only.

### Easily change Roadway Luminaire light lens



1. To change the lens, remove the two screws from lens frame.



2. Open the fixture frame and easily swap out the lenses.

## ACCESSORIES

Each EB40P unit must be ordered with an indicator module (EBAM, EBCM), which communicates via handheld remote (TR01), and displays the unit's current status of operation.



**TR01**

Used for testing and demonstrating the functionality of EB40P emergency battery backup.



**EBAM**

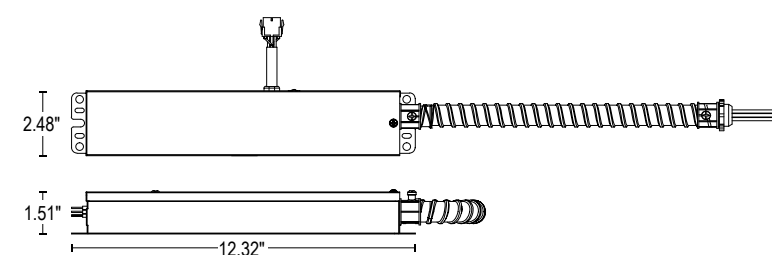
Adhesive Mounted Indicator Module that displays operational status for Litetronics emergency battery backup unit.



**EBCM**

Ceiling-Mounted Indicator Module provides a visual confirmation of the operational status of the Litetronics emergency battery backup unit.

## DIMENSIONS & WEIGHT



EMBB	LENGTH	WIDTH	HEIGHT	WEIGHT
EB40P	12.32"	2.48"	1.51"	2.77 Lbs.

## FEATURES

- Provides 90 minutes of emergency light during power loss
- Input VAC: 120-480V
- Automatic monthly self-testing
- Manual testing via remote control (optional)
- Compatible with dimmable fixtures with 0-10V
- ETL approved for damp locations
- 50,000-hour rated life
- 5-year warranty

# LITETRONICS®

## FOR MORE INFORMATION

Go to [Litetronics.com](http://Litetronics.com)

Call 1-800-860-3392



**Disclaimer:** Specifications are subject to change without notice. While Litetronics makes every effort to ensure accuracy, we do not guarantee the completeness or reliability of the information provided. For the most current product data, please visit [www.litetronics.com](http://www.litetronics.com).