

LITETRONICS[®]

LED LIGHT PANEL

WATT AND CCT SELECTABLE WITH SENSOR SOCKET

DESCRIPTION

The LED Light Panel brings a new level of control and convenience to interior grid ceiling applications and sensitivity to surrounding daylight conditions and locations.

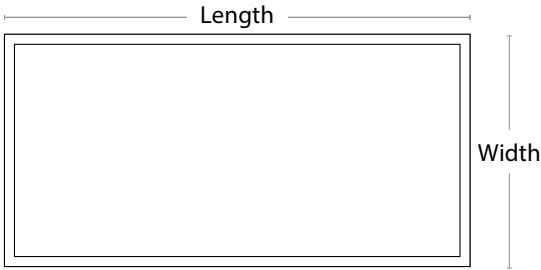
Our LED Light Panel Series features field-selectable wattage and CCT, enabling a wide range of output options from a single fixture. Each fixture includes up to 5 selectable watt settings and 4 options for color temperature (3000K/3500K/4000K/5000K).

Expand the capabilities of the LED Light Panel with a pluggable sensor (sold separately) for occupancy sensing and daylight harvesting capabilities which automatically decreases energy use. Each feature can be customized to the preference of the occupants with just a few taps to your mobile device. Our new mobile app, LiteSmart, enables fixtures in a space to be grouped together and function as one; they can be turned on/off, dimmed, or programmed based on your schedule. Settings can be adjusted and pushed live in seconds. Custom scene configurations can also be created to meet the various needs of the space. Once installation is complete, all functionalities can be set up via LiteSmart, then controlled through the app or our wireless remote control SCR054 (sold separately).


The LED Light Panel delivers up to 125 lumens per watt (LPW) over the course of it's 100,000-hour rated life. It ensures long-term energy savings over traditional fluorescent bulbs and ballasts, as well as eliminates routine maintenance, making it perfect for updating existing troffers. Furthermore, it's backed by an industry-leading 10-year warranty, guaranteeing peace of mind for the life of your fixture.

DIMENSIONS / WEIGHT

Order Code	Size	Length	Width	Height
PT4S	2' x 4'	47.81"	23.81"	1.38"
PT2S	2' x 2'	23.81"	23.81"	1.38"
PT1S	1' x 4'	47.81"	12"	1.38"



Panel (2' x 4' shown here)



Panel (side profile)

PROJECT:	
CATALOG #	
TYPE:	DATE:



MARKETS

- Schools and universities
- Offices and municipal buildings
- Healthcare facilities and hospitals
- Commercial
- Retail
- Industrial

MOUNTING

- Grid ceiling
- Suspension
- Drywall

FEATURES

- 5 Selectable watt settings
- Selectable CCT (3000K | 3500K | 4000K | 5000K)
- DLC 5.1 Premium
- Size options: 2'x4', 2'x2', 1'x4'
- Damp location rating
- Compatible with Emergency Battery Backup
- 100,000-hour rated life
- 10-year warranty
- Optional pluggable sensor enabling occupancy sensing and daylight harvesting (sold separately)
- Optional PIR Sensor (sold separately)
- Optional Bluetooth Control Module with IR (sold separately)
- IR Programming feature using the SCR054 control
- Wireless setup and group control via LiteSmart mobile app
- Local control via bluetooth wall switch accessory
- TAA Compliant

CERTIFICATION



SPECIFICATIONS

Life (@L70): 100,000 hours
Warranty: 10 years

PERFORMANCE

Operating temp: -4°F to 104°F (-20°C to 40°C)
Efficacy (LPW): 125
CRI: 80

ELECTRICAL

Input voltage: 120-277V
Input frequency: 50/60Hz
PF: ≥.95
THD: ≤20%
Surge protection: ANSI C82.77 compliant
Dimming: 0-10V
Minimum dimming: N/A
Whip/Cord: No
Optional Sensor: SC010 - PIR, Bluetooth Interface

OPTICAL

Beam: 110°
Lens: Polycarbonate Frosted
UGR: 22

PHYSICAL

Finish: Powder Coat
Color: White
Housing: N/A

INDUSTRY STANDARDS/RATINGS

IP: 20
IK: N/A
Location: Damp
IC: Yes
UL: No
ETL: Yes
FCC: Yes
RoHS: Yes
DLC: 5.1 Premium

MOUNTING

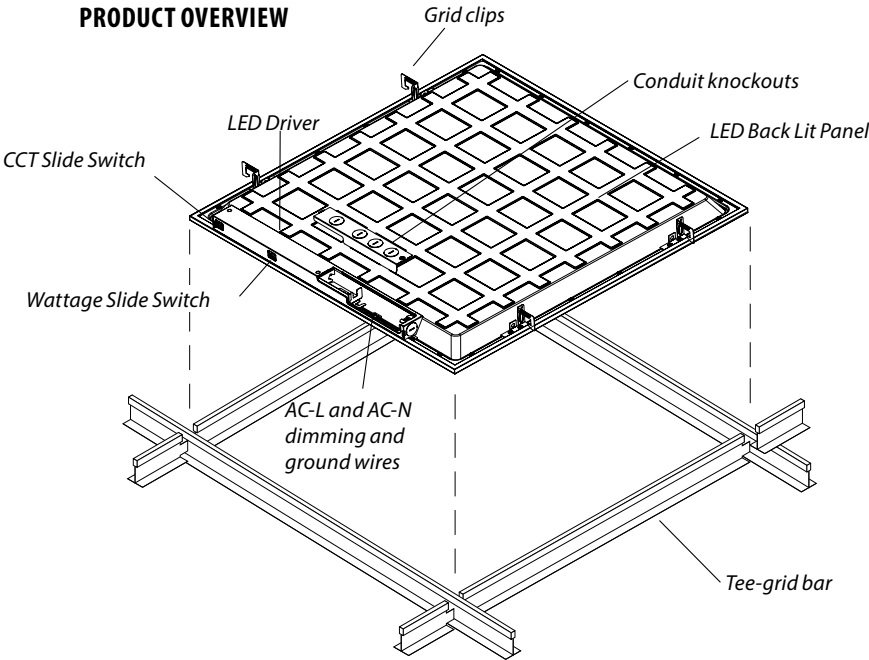
Standard: T-bar grid (drop ceilings)
Wiring access: 1/2" trade size knockouts

ACCESSORIES

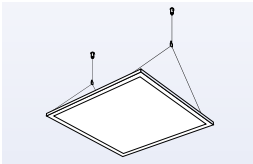
Pluggable Bluetooth PIR Sensor with IR Remote Control
Bluetooth Control Switches

Suspension Mounting Kit
Drywall Mounting Kit

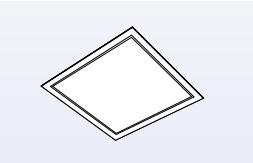
PRODUCT OVERVIEW AND INSTALLATION



ALTERNATIVE MOUNTING OPTIONS



Suspension mounted



Drywall mounted





ORDERING INFORMATION

Main Fixture







Ordering Code	Description	Size	Watts	Volts	CCT (K)	Lumens
PT4S	2' x 4' LED Light Panel Watt and CCT Selectable With Sensor Socket	2' x 4'	25 30 40 45 50	120-277V	3000K 3500K 4000K 5000K	3125 3750 5000 5625 6250
PT2S	2' x 2' LED Light Panel Watt and CCT Selectable With Sensor Socket	2' x 2'	18 20 25 30 36	120-277V	3000K 3500K 4000K 5000K	2250 2500 3125 3750 4500
PT1S	1' x 4' LED Light Panel Watt and CCT Selectable With Sensor Socket	1' x 4'	18 20 25 30 36	120-277V	3000K 3500K 4000K 5000K	2250 2500 3125 3750 4500

ACCESSORIES

Accessories - Emergency Battery Backup

Ordering Code	Image	Description	Usage
EB10		10W Emergency Battery Backup	Supplies battery backup to an individual fixture for up to 90 minutes. <u>Must be ordered with EBCM or EBAM indicator module. Field installed.</u>
EBCM		Ceiling-mounted Indicator Module	This Ceiling-mounted Indicator Module (EBCM) can be used with one of LiteTronics' emergency battery backup products (EB10, EB10N or EB20) to provide a visual confirmation of the operational status of the EBB unit. This module is typically used in grid ceiling applications where it is recess mounted in a panel adjacent to the fixture.
EBAM		Adhesive-mounted Indicator Module	This Adhesive-mounted Indicator Module (EBAM) must be used with one of LiteTronics' emergency battery backup products (EB10, EB10N or EB20) to provide a visual confirmation of the operational status of the EBB unit. This module is typically used in open ceiling or drywall ceiling applications where the module is applied to the side of the fixture, mounting kit, or a nearby structural element.
TR01		Test Remote Control	Used for testing and demonstrating the functionality of EB20 emergency battery backup integrated products. • Only one remote required per area, building or site as necessary.

Accessories - Bluetooth Sensor and control accessory

Ordering Code	Image	Description	Usage
SC010		Pluggable Bluetooth PIR Sensor with IR	This sensor enables wireless control of fixtures, or groups of fixtures, through the LiteSmart mobile app.
SC013		Pluggable PIR Sensor	Indoor fixture-mounted passive infrared sensor for occupancy and daylight-based multi-level lighting control through the LiteSmart Mobile app.
BCM01		Pluggable Bluetooth PIR Sensor with IR	This sensor works seamlessly in conjunction with the SC010 to enable wireless control of fixtures, or groups of fixtures, through the LiteSmart app.
SCR054		Remote Control	Used to Commission LiteTronics "Next Generation" LiteSmart IR-Enabled sensors.
BCS03		Bluetooth button battery powered wall switch	Used to control functionality of the fixture; on/off, dimming, daylight harvesting and scene selection. Dimensions: 1-1/4" width x 2 5/8" height x 1/2" depth.
BCS05		Bluetooth 7 Button AC Powered Wall Switch 120-277V	AC powered wall switch used to control functionality of the fixture; on/off, dimming and scene selection.

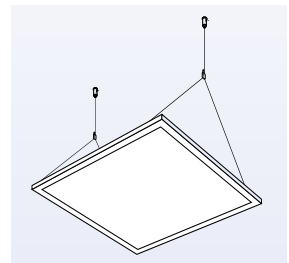
Note: Switches don't have CCT selectable capability.

Accessories - Suspension Mount Kit

Ordering Code	Description	Usage	Weight Rating	Max Distance From Ceiling
PTAM214	2x4 Suspension Mount Kit	Suspend 2x4 Panels from ceiling	25 lbs.	4.45'
PTAM212	2X2 Suspension Mount Kit	Suspend 2x2 Panels from ceiling	25 lbs.	4.45'
PTAM211	1X4 Suspension Mount Kit	Suspend 1x4 Panels from ceiling	25 lbs.	4.45'



Cable Length is 5'



Accessories - Dry Wall Mount Kit

Ordering Code	Description	Usage	Outside Dimensions
PADMT4	2x4 Drywall Mount Kit	Recess mount 2x4 Panels in ceiling surfaces	49.29" x 25.27" x 0.98"
PADMT2	2x2 Drywall Mount Kit	Recess mount 2x2 Panels in ceiling surfaces	25.19" x 25.19" x 0.98"
PADMT1	1x4 Drywall Mount Kit	Recess mount 1x4 Panels in ceiling surfaces	49.29" x 13.39" x 0.98"

