

# LED LIGHT PANEL RETROFIT

WATT AND CCT SELECTABLE WITH SENSOR SOCKET

PROJECT:	
CATALOG #	
TYPE:	DATE:

## DESCRIPTION

The LED Light Panel Retrofit brings a new level of control and convenience to interior grid ceiling applications and sensitivity to surrounding daylight conditions and locations.

Our LED Light Panel Retrofit Series features field-selectable wattage and CCT, enabling a wide range of output options from a single fixture. Each fixture includes up to 5 selectable watt settings and 4 options for color temperature (3000K/3500K/4000K/5000K).

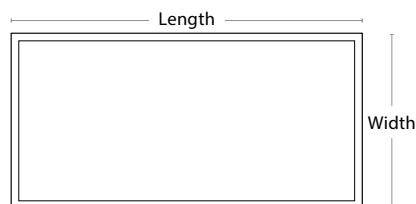
Expand the capabilities of the LED Light Panel Retrofit with a pluggable sensor (sold separately) for occupancy sensing and daylight harvesting capabilities which automatically decreases energy use. Each feature can be customized to the preference of the occupants with just a few taps to your mobile device. Our new mobile app, LiteSmart, enables fixtures in a space to be grouped together and function as one; they can be turned on/off, dimmed, or programmed based on your schedule. Settings can be adjusted and pushed live in seconds. Custom scene configurations can also be created to meet the various needs of the space.

This LED retrofit can accommodate all standard sizes of fluorescent troffers, including 1'x4', 2' x 2', 2' x 4', and it's patented design makes installation simple and quick. The kit can be installed by one person in less than two minutes, without breaking into the ceiling plenum. Once installation is complete, all functionalities can be set up via LiteSmart, then controlled through the app or our wireless remote control SCR054 (sold separately).

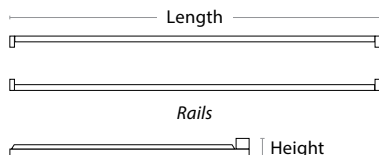
The LED Light Panel Retrofit delivers up to 125 lumens per watt (LPW) over the course of it's 100,000-hour rated life. It ensures long-term energy savings over traditional fluorescent bulbs and ballasts, as well as eliminates routine maintenance, making it perfect for updating existing troffers. Furthermore, it's backed by an industry-leading 10-year warranty, guaranteeing peace of mind for the life of your fixture.

## DIMENSIONS / WEIGHT

Order Code	Length	Width	Height	Rail Length	Weight
PRT4S	46.93"	22.91"	1.625"	47.87"	11.47 lbs.
PRT2S	22.91"	22.91"	1.625"	23.85"	6.28 lbs
PRT1S	46.93"	10.94"	1.625"	47.87"	6.95 lbs



Panel (2' x 4' shown here)



Panel (side profile)



## MARKETS

- Schools and universities
- Offices and municipal buildings
- Healthcare facilities and hospitals
- Commercial
- Retail
- Industrial workrooms

## MOUNTING

- Grid ceiling
- Fluorescent Troffers

## FEATURES

- 5 Selectable watt settings
- Selectable CCT (3000K | 3500K | 4000K | 5000K)
- DLC 5.1 Premium
- Size options: 2'x4', 2'x2', 1'x4'
- UL Damp location rating
- Compatible with Emergency Battery Backup
- 100,000-hour rated life
- 10-year warranty
- Optional pluggable sensor enabling occupancy sensing and daylight harvesting (sold separately)
- IR Programming feature using the SCR054 control
- Wireless setup and group control via LiteSmart mobile app
- Local control via bluetooth wall switch accessory
- TAA Compliant

## CERTIFICATIONS



SPECIFICATIONS

**Life (@L70):** 100,000 hours  
**Warranty:** 10 years

PERFORMANCE

**Operating temp:** -4°F to 113°F (-20°C to 45°C)  
**Efficacy (LPW):** 125  
**CRI:** 80

ELECTRICAL

**Input voltage:** 100-277V  
**Input frequency:** 50/60Hz  
**PF:** ≥.95  
**THD:** ≤20%  
**Surge protection:** ANSI C82.77 compliant  
**Switch Dimming:** No  
**Dimming:** 0-10V  
**Minimum dimming:** Continuous dimming (0-100%)  
**Aux. Power Tap:** N/A  
**Whip/Cord:** N/A  
**Optional Sensor:** SC010 - PIR, Bluetooth Interface

OPTICAL

**Beam:** N/A  
**Lens:** Polycarbonate Frosted  
**UGR:** 22

PHYSICAL

**Finish:** Powder Coat  
**Color:** White  
**Housing:** N/A

INDUSTRY STANDARDS/RATINGS

**IP:** 20  
**IK:** N/A  
**Location:** Damp  
**IC:** No  
**UL:** Yes  
**ETL:** No  
**FCC:** Yes  
**RoHS:** Yes  
**DLC:** 5.1 Premium

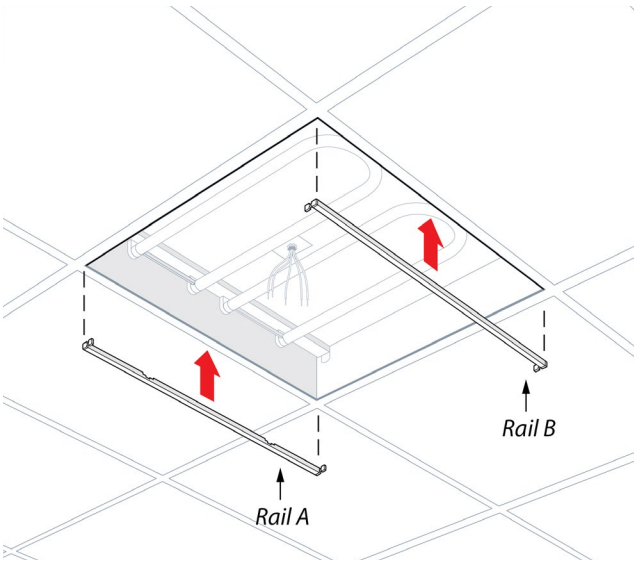
MOUNTING

**Standard:** T-bar grid (drop ceilings) mounted fluorescent troffers  
**Wiring access:** Quick connect

ACCESSORIES

**Pluggable Bluetooth PIR Sensor with IR Remote Control**  
**Bluetooth Control Switches**

PRODUCT OVERVIEW AND INSTALLATION



The mounting rails are inserted between the troffer and grid rail on opposite sides with the anti-rotational tabs pointed inward and notches facing up.





ORDERING INFORMATION

Main Fixture



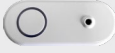



Ordering Code	Description	Size	Watts	Volts	CCT (K)	Lumens
PRT4S	2' x 4' LED Light Panel Retrofit Watt and CCT Selectable With Sensor Socket	2' x 4'	25   30   40   45   50	120-277V	3000K   3500K   4000K   5000K	3125   3750   5000   5625   6250
PRT2S	2' x 2' LED Light Panel Retrofit Watt and CCT Selectable With Sensor Socket	2' x 2'	18   20   25   30   36	120-277V	3000K   3500K   4000K   5000K	2250   2500   3125   3750   4500
PRT1S	1' x 4' LED Light Panel Retrofit Watt and CCT Selectable With Sensor Socket	1' x 4'	18   20   25   30   36	120-277V	3000K   3500K   4000K   5000K	2250   2500   3125   3750   4500

## ACCESSORIES

### Accessories - Emergency Battery Backup

Ordering Code	Image	Description	Usage
EB10		10W Emergency Battery Backup	Supplies battery backup to an individual fixture for up to 90 minutes. <u>Must be ordered with EBCM or EBAM indicator module. Field installed.</u>
EBCM		Ceiling-mounted Indicator Module	This Ceiling-mounted Indicator Module (EBCM) can be used with one of Litetronics' emergency battery backup products (EB10, EB10N or EB20) to provide a visual confirmation of the operational status of the EBB unit. This module is typically used in grid ceiling applications where it is recess mounted in a panel adjacent to the fixture.
EBAM		Adhesive-mounted Indicator Module	This Adhesive-mounted Indicator Module (EBAM) must be used with one of Litetronics' emergency battery backup products (EB10, EB10N or EB20) to provide a visual confirmation of the operational status of the EBB unit. This module is typically used in open ceiling or drywall ceiling applications where the module is applied to the side of the fixture, mounting kit, or a nearby structural element.
TR01		Test Remote Control	Used for testing and demonstrating the functionality of EB20 emergency battery backup integrated products. <ul style="list-style-type: none"> <li>Only one remote required per area, building or site as necessary.</li> </ul>

### Accessories - Bluetooth Sensor and control accessory

Ordering Code	Image	Description	Usage
SC010		Pluggable Bluetooth PIR Sensor with IR	This sensor enables wireless control of fixtures, or groups of fixtures, through the LiteSmart mobile app.
SC013		Pluggable PIR Sensor	Indoor fixture-mounted passive infrared sensor for occupancy and daylight-based multi-level lighting control through the LiteSmart Mobile app.
BCM01		Pluggable Bluetooth PIR Sensor with IR	This sensor works seamlessly in conjunction with the SC010 to enable wireless control of fixtures, or groups of fixtures, through the LiteSmart app.
SCR054		Remote Control	Used to Commission LiteTronics "Next Generation" LiteSmart IR-Enabled sensors.
BCS03		Bluetooth button battery powered wall switch	Used to control functionality of the fixture; on/off, dimming, daylight harvesting and scene selection. Dimensions: 1-1/4" width x 2 5/8" height x 1/2" depth.
BCS05		Bluetooth 7 Button AC Powered Wall Switch 120-277V	AC powered wall switch used to control functionality of the fixture; on/off, dimming and scene selection.

**Note:** Switches don't have CCT selectable capability.