

LED VOLUMETRIC TROFFER (C-SERIES)

DEDICATED 4000K AND SELECTABLE OUTPUT SERIES

DESCRIPTION

Combining top-of-the-line efficiency, versatility, and a stylish, modern design, our line of LED Volumetric Troffers offers ideal solutions for a wide range of interior applications.

Our Selectable Output Series features field-selectable wattage and CCT, enabling a wide range of output options from a single fixture. Each fixture includes up to 5 unique lumen levels and 3 options for color temperature (3500K, 4000K, 5000K). Also, each wattage is individually qualified with the DLC to ensure the best rebates based on the actual energy usage.

Installation is simple and quick; this LED troffer upgrade fits seamlessly into all standard 2' x 4', 2' x 2', and 1' x 4' grid ceiling layouts. It can also be recessed into drywall ceiling applications, surface mounted or suspension mounted as alternatives.

The LED Volumetric Troffer delivers up to 125 lumens per watt (LPW) over the course of its 50,000-hour rated life. It ensures long-term energy savings over traditional fluorescent bulbs and ballasts, as well as eliminates routine maintenance, making it perfect for updating existing grid layouts or implementing in new construction. Furthermore, it's backed by an industry-leading 5-year warranty, guaranteeing peace of mind for the life of your fixture.



FEATURES

- Selectable wattage (5 settings)
- Selectable CCT (3500K, 4000K, 5000K)
- DLC 5.1 Premium (up to 125 LPW)
- Size options: 2' x 4', 2' x 2', 1' x 4'
- UL Damp location rating
- IC rated
- 0-10V Dimming
- 50,000-hour rated life
- 5-year warranty
- Compatible with Emergency Battery Backup
- Easy installation
- Grid, suspension, surface or recessed mounting

MOUNTING

- Grid ceiling
- Surface Mount
- Suspension
- Recessed drywall

MARKETS

- Schools and universities
- Offices and municipal buildings
- Healthcare facilities and hospitals
- Retail
- Hospitality back of house
- Conference centers
- Commercial

CERTIFICATIONS



SPECIFICATIONS

Life (@L70): 50,000 hours
Warranty: 5 years

PERFORMANCE

Operating temp: -4°F to 113°F (-20°C to 45°C)
Efficacy (LPW): 125 LPW
CRI: 80

ELECTRICAL

Input voltage: 120-277V
Input frequency: 50/60Hz
PF: ≥.95
THD: ≤20%
Surge protection: ANSI C82.77 compliant
Dimming: 0-10VDC ANSI C137.x compliant
Minimum dimming: 0% of rated lumen
Aux. Voltage: No
Driver CL: N/A
Whip/Cord: No
Sensor: No

OPTICAL

Beam: 110°
Lens: Polycarbonate Frosted
UGR: 22

PHYSICAL

Finish: Powder Coat
Color: White
Housing: Painted Steel

INDUSTRY STANDARDS/RATINGS

IP: 20
IK: N/A
Location: Damp
IC: VLCT4 - Yes
VLCT440 No
VLCT2 - Yes
VLCT1 - Yes
UL/ETL: UL
FCC: Yes
RoHS: Yes
DLC: 5.1 Premium

MOUNTING

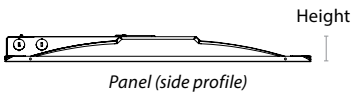
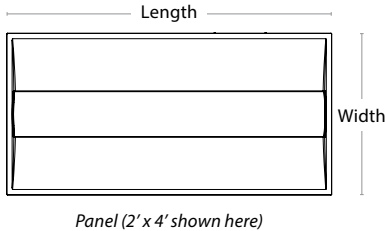
Standard: T-bar grid (drop ceilings)
Wiring access: 1/2" trade size knockouts

ACCESSORIES

Emergency Battery Backup
Surface Mounting Kit
Drywall Mounting Kit
Suspension Mounting Kit

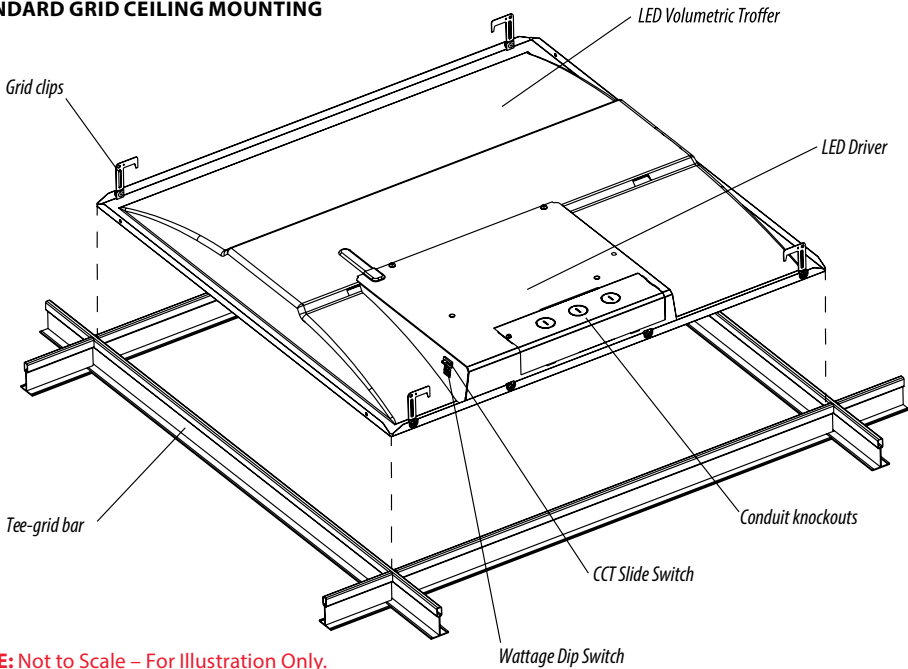
DIMENSIONS / WEIGHT

ORDER#	SIZE	LENGTH	WIDTH	HEIGHT	WEIGHT
VLCT4	2' x 4'	47.76"	23.82"	1.97"	11.44 lbs.
VLCT440	2' x 4'	47.76"	23.82"	2.05"	11.44 lbs.
VLCT2	2' x 2'	23.82"	23.82"	1.97"	6.139 lbs.
VLCT1	1' x 4'	47.76"	11.93"	1.97"	8.133 lbs.



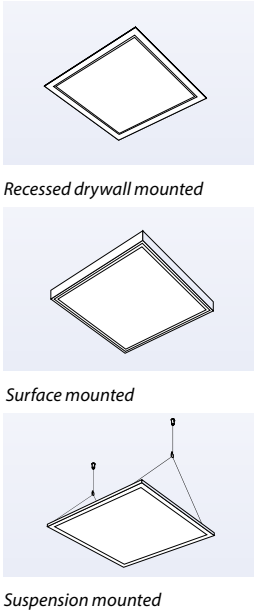
PRODUCT OVERVIEW AND INSTALLATION

STANDARD GRID CEILING MOUNTING



NOTE: Not to Scale – For Illustration Only.

ALTERNATIVE MOUNTING OPTIONS



ORDERING INFORMATION

Listed below are the max wattage settings and lumens for each model number.

ORDERING CODE	DESCRIPTION	SIZE	WATTS	VOLTS	CCT (K)	LUMENS
VLCT4	LED Volumetric Troffer	2' x 4'	25 30 40 45 50	120-277V	3500 4000 5000	3125 3750 5000 5625 6250
VLCT440	LED Volumetric Troffer	2' x 4'	25 30 40 45 50		4000	3125 3750 5000 5625 6250
VLCT2	LED Volumetric Troffer	2' x 2'	20 25 30		3500 4000 5000	2500 3125 3750
VLCT1	LED Volumetric Troffer	1' x 4'	20 25 30		3500 4000 5000	2500 3125 3750



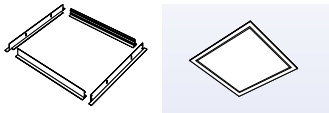
EMERGENCY BATTERY BACKUP

MODEL #	DESCRIPTION	USAGE
EB10	10W Emergency Battery Backup	Supplies battery backup to an individual fixture for up to 90 minutes. <u>Must be ordered with EBCM or EBAM indicator module.</u>
EBCM	Ceiling-Mounted Indicator Module	This Ceiling-Mounted Indicator Module (EBCM) can be used with one of Litetronics' emergency battery backup products (EB10, EB10N or EB20) to provide a visual confirmation of the operational status of the EBB unit. This module is typically used in grid ceiling applications where it is recess mounted in a panel adjacent to the fixture.
EBAM	Adhesive-Mounted Indicator Module	This Adhesive-Mounted Indicator Module (EBAM) must be used with one of Litetronics' emergency battery backup products (EB10, EB10N or EB20) to provide a visual confirmation of the operational status of the EBB unit. This module is typically used in open ceiling or drywall ceiling applications where the module is applied to the side of the fixture, mounting kit, or a nearby structural element.
TR01	LED Emergency Light Test Remote	This accessory is required to operate and test the EMBB. • Only one remote required per area, building or site as necessary.

DRYWALL MOUNT KIT

MODEL #	DESCRIPTION	USAGE	OUTSIDE DIMENSIONS
FPAM224	2x4 Drywall Mount Kit	Recess mount 2x4 Panels in ceiling surfaces	47.85" x 23.94" x 2.44"
FPAM222	2x2 Drywall Mount Kit	Recess mount 2x2 Panels in ceiling surfaces	24.07" x 23.94" x 2.44"
FPAM221	1x4 Drywall Mount Kit	Recess mount 1x4 Panels in ceiling surfaces	47.85" x 11.97" x 2.44"

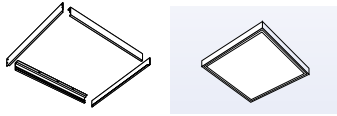
DRYWALL MOUNT KIT



SURFACE MOUNT KIT

MODEL #	DESCRIPTION	USAGE	OUTSIDE DIMENSIONS
PTAM204	2x4 Surface Mount Kit	Surface mount 2x4 Panels to ceiling surfaces	47.85" x 23.94" x 3.1875"
PTAM202	2x2 Surface Mount Kit	Surface mount 2x2 Panels to ceiling surfaces	24.07" x 23.94" x 3.1875"
PTAM301	1x4 Surface Mount Kit	Surface mount 1x4 Panels to ceiling surfaces	47.85" x 11.97" x 3.1875"

SURFACE MOUNT KIT



SUSPENSION MOUNT KIT

MODEL #	DESCRIPTION	USAGE	WEIGHT RATING	DISTANCE FROM CEILING
PTAM214	2x4 Suspension Mount Kit	Suspend 2x4 Panels from ceiling	25 lbs	4.45'
PTAM212	2X2 Suspension Mount Kit	Suspend 2x2 Panels from ceiling	25 lbs	4.45'
PTAM211	1X4 Suspension Mount Kit	Suspend 1x4 Panels from ceiling	25 lbs	4.45'

SUSPENSION MOUNT KIT

