

PROJECT:	
CATALOG #	
TYPE:	DATE:

## LED HIGH BAY PL


SENSOR CAPABLE with ONBOARD PLUG-IN PORT (Standard). CHOICE OF SENSORS (Microwave, PIR, LiteSmart Bluetooth) OPTIONAL.

### DESCRIPTION

The LED High Bay PL delivers top of the line efficiency, durability and versatility, resulting in significant energy savings, low maintenance and adaptability across a wide range of high ceiling applications.

The PL's unique look sets it apart from the competition, but there's more to this fixture than aesthetics. The one-piece polycarbonate prismatic lens distributes even illumination, minimizing glare while also guaranteeing long term durability. The die cast aluminum heat sink separates the LEDs from the driver, creating enhanced air flow, lower operating temperature and better efficiency.

Each unit can accommodate a pluggable sensor that enables increased energy saving features such as occupancy sensing and daylight harvesting, both of which can be adjusted via remote control. Our Smart Sensor enables the same energy saving features, but can be setup and managed on a group level via the LiteSmart mobile app.



### FEATURES

- Plug-in sensor with optional mobile app compatibility
- DLC 5.1 Premium
- 140 LPW
- Polycarbonate prismatic lens
- IP69K rated
- IK10 rated
- High temperature option (149°F) with replaceable driver and corrosion resistant coating option
- 100,000-hour rated life
- 10-year warranty
- Rated for indoor/outdoor use
- 120-277V & 277-480V available
- 0-10V dimming
- Hook, Pendant 3/4" NPT (standard) or Yoke (optional) mounting
- 10' cord
- Safety cable
- Emergency battery backup available

### APPLICATIONS

- Warehouse & storage
- Industrial facilities
- Sports facilities & gyms (Not recommended for swimming pools)
- Manufacturing facilities
- Retail centers

### MOUNTING

- Hook (Standard)
- Pendant (Standard)
- Yoke

### CERTIFICATIONS



SPECIFICATIONS

Life (@L70): 100,000 hours

Warranty: 10 years

PERFORMANCE

Operating temp:

Standard fixture: -40°F to 113°F (-40°C to 45°C)  
High temperature fixture: -40°F to 149°F (-40°C to 65°C)

Efficacy (LPW): 140 LPW

CRI: 83

ELECTRICAL

Input voltage: 120-277V or 277-480V

Input frequency: 50/60Hz

PF: ≥0.9

THD: ≤20%

Surge protection: 10KV/5KA as per ANSI 82.77

Dimming: 0-10V DC

Minimum dimming: Dims to 6%

Aux. Voltage: No

Driver CL: N/A

Whip/Cord: 10'

Sensor: Plug-In

OPTICAL

Beam: 110°

Lens: Polycarbonate Prismatic

UGR: <28

PHYSICAL

Finish: Powder Coat

Color: White

Housing: Cast Aluminum

INDUSTRY STANDARDS/RATINGS

IP: 69K

IK: 10

Location: Wet

IC: Yes

UL/ETL: UL

FCC: Yes

RoHS: Yes

DLC: 5.1 Premium


MOUNTING

Standard: Hook and pendant 3/4"NPT (standard), yoke (optional).

DIMENSIONS / WEIGHT

	STANDARD TEMP	HIGH TEMP
A	14.17"	14.17"
B	9.55"	10.65"
C	6.76"	7.85"

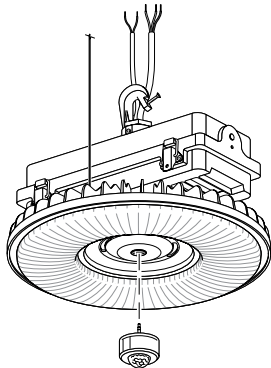
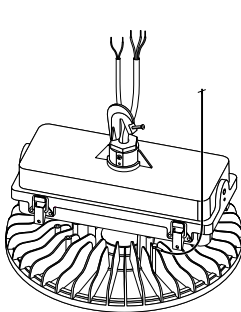
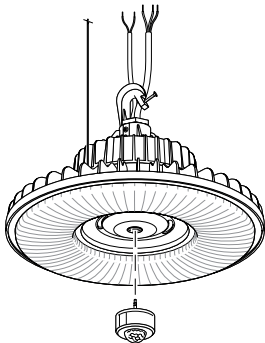
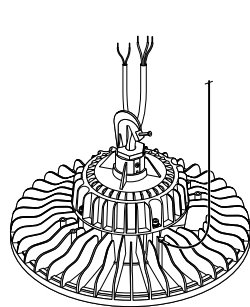
	STANDARD TEMP	HIGH TEMP
Weight	17.18 lbs.	19.41 lbs.



PRODUCT OVERVIEW & INSTALLATION

STANDARD TEMPERATURE: -40°F to 113°F

HIGH TEMPERATURE: -40°F to 149°F



## ORDERING

### STANDARD TEMPERATURE (-40°F TO 113°F)

ORDERING CODE	DESCRIPTION	WATTS	VOLTS	CCT (K)	LUMENS
HBC11540	120-277V 115W High Bay PL in 4000K	115	120-277	4000	16,100
HBC11550	120-277V 115W High Bay PL in 5000K	115	120-277	5000	16,100
HBC17540	120-277V 175W High Bay PL in 4000K	175	120-277	4000	24,500
HBC17550	120-277V 175W High Bay PL in 5000K	175	120-277	5000	24,500
HBC17550HV	277-480V 175W High Bay PL in 5000K	175	277-480	5000	24,500
HBC24040	120-277V 240W High Bay PL in 4000K	240	120-277	4000	33,600
HBC24050	120-277V 240W High Bay PL in 5000K	240	120-277	5000	33,600
HBC24050HV	277-480V 240W High Bay PL in 5000K	240	277-480	5000	33,600



### HIGH TEMPERATURE (-40°F TO 149°F) WITH CORROSION RESISTANT COATING. NOTE: 480V IS MADE TO ORDER.

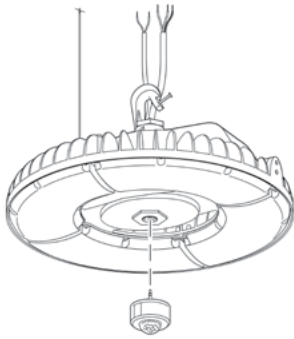
ORDERING CODE	DESCRIPTION	WATTS	VOLTS	CCT (K)	LUMENS
HBC11550T	115W High Temp High Bay PL in 5000K	115	120-277	5000	16,100
HBC17550T	175W High Temp High Bay PL in 5000K	175	120-277	5000	24,500
HBC22050T	220W High Temp High Bay PL in 5000K	220	120-277	5000	30,800
HBC22050THV	220W High Temp High Bay PL in 5000K	220	277-480	5000	30,800



## ACCESSORIES



ORDERING CODE	DESCRIPTION	USAGE
SCR053	Remote Control for plug-in PIR and Microwave sensors	Used (on sensor model only) to adjust sensor settings after installation, from the ground.
SC005	Plug-in PIR Sensor	Enable occupancy sensing and daylight harvesting on pluggable fixtures.
SC006	Plug-in Microwave Sensor	Enable occupancy sensing and daylight harvesting on pluggable fixtures.
SC008	Plug-in Bluetooth PIR Sensor with IR	This sensor enables wireless control of fixtures, or groups of fixtures, through the LiteSmart mobile app.
EB20	20W Emergency Battery Backup (120-277V)	Supplies 90 minutes of battery backup to the fixture in times of a power outage. This unit is compatible with fixtures using >81W and <199W. It is not recommended with sensor usage.
TR01	Test Remote Control	Used for testing and demonstrating the functionality of EB20 emergency battery backup integrated products.
EBAM	Adhesive-Mounted Indicator Module	This Adhesive-Mounted Indicator Module (EBAM) must be used with one of Litetronics' emergency battery backup products (EB10, EB10N or EB20) to provide a visual confirmation of the operational status of the EBB unit. This module is typically used in open ceiling or drywall ceiling applications where the module is applied to the side of the fixture, mounting kit, or a nearby structural element.
EB40	40W Emergency Battery Backup (120-277V)	Supplies 90 minutes of battery backup to the fixture in times of a power outage. This unit is compatible with fixtures using >1W and <300W. It is not recommended with sensor usage.
HBCAM03	Swivel Yoke Mount Bracket	Used (on standard temp model only) to direct light at various angles from wall or ceiling mounted position
HBCAM04	Swivel Yoke Mount Bracket	High temperature version used to direct light at various angles from wall or ceiling mounted position.



The standard PIR sensor uses a remote control for easy setup and control of individual fixtures.



The smart PIR sensor uses the LiteSmart mobile app for group setup and management.



### LITESMART



LiteSmart is a mobile app that enables total management of lighting systems at the touch of your fingers. Within the app, all functionality can be set up and controlled; on/off, dimming, grouping, scene creation and time scheduling. Adjustments can also be made to the occupancy sensor and daylight harvesting settings, then implemented across an entire group in seconds.

- Total control over your lighting system
- Quick and easy changes that can be implemented in seconds across a group of fixtures
- Further energy reduction via occupancy sensing, daylight harvesting and max wattage control
- Ability to create custom scenes based on specific needs, such as presentations
- Time scheduling that sets hours of operation per day



*Set up and manage your space with LiteSmart.  
Use the remote switch for everyday control.*



## WIRELESS SWITCH

Part #BCS02, BCS03 or BCS05

The bluetooth control switch comes in handy for the daily occupants of a space. This switch, which can be wall mounted, enables quick adjustments to be made to a specific group of fixtures. Features include on/off, dimming, daylight harvesting and scene selection. The switch must be set up through the LiteSmart mobile app, but can then function on it's own within any space.

### BENEFITS

- Control over key functions for a specific group of lights
- Adjustments are quick and easy, and create an optimized space for a variety of needs
- Further reduce energy via daylight harvesting function, or disable daylight harvesting for full brightness
- Ability to choose between custom scenes based on specific needs within the space

### SWITCH CAPABILITIES

- Enable/disable auto daylight harvesting
- Brighten/dim a group or turn on/off the entire group of fixtures
- Program up to 3 scenes per switch