

PROJECT:	
CATALOG #	
TYPE:	DATE:

## LED LINEAR HIGH BAY (C-SERIES)

SENSOR CAPABLE with ONBOARD PLUG-IN PORT (Standard). CHOICE OF SENSORS (Microwave, PIR, LiteSmart Bluetooth) OPTIONAL.

### DESCRIPTION

The LED Linear High Bay goes above and beyond the standards, delivering top-of-the-line efficiency and versatility that results in a truly optimized approach to each application.

This high bay is available in a range of wattages and features selectable CCT functionality, allowing the installer to choose between 4000K or 5000K. The options don't end there; each unit can accommodate a pluggable sensor that enables increased energy saving features such as occupancy sensing and daylight harvesting, both of which can be adjusted via remote control. Our Smart Sensor enables the same energy saving features, but can be setup and managed on a group level via the LiteSmart mobile app.

The fixture also offers versatility in installation. It comes standard 3.7' with suspension cables and a 6' cord, making it an easy upgrade from linear fluorescent fixtures. For pendant or surface mounting, a single mounting kit covers both options.



### FEATURES

- Pluggable sensor (enabling occupancy sensing and daylight harvesting)
- Compatibility with LiteSmart mobile app
- Selectable CCT (4000K or 5000K)
- Specified Wattage (200, 270)
- UL rated for damp locations
- DLC 5.1 Premium (150 LPW)
- 50,000-hour rated life
- 5-year warranty
- Polycarbonate, frosted lens
- 120-277V
- 6' Cord
- 0-10V dimming
- Emergency battery backup available

### APPLICATIONS

- Warehouse & storage
- Industrial facilities
- Sports facilities & gyms
- Manufacturing facilities
- Retail centers
- Event centers
- Convention halls

### CERTIFICATIONS



SPECIFICATIONS

**Life (@L70):** 50,000 hours  
**Warranty:** 5 years

**PERFORMANCE**

**Operating temp:** -4°F to 113°F (-20°C to 45°C)  
**Efficacy (LPW):** 150 LPW  
**CRI:** 80

**ELECTRICAL**

**Input voltage:** 120-277V  
**Input frequency:** 50/60Hz  
**PF:** ≥.95  
**THD:** N/A

**Surge protection:** ANSI C82.77 compliant  
**Dimming:** 0-10VDC ANSI C137.x compliant  
**Minimum dimming:** 6% of rated lumen LED drive current. Dims to off at lowest dimming control signal.  
**Aux. Voltage:** 12V  
**Driver CL:** N/A  
**Whip/Cord:** 6'  
**Sensor:** Plug in PIR, Microwave, Smart Sensor

MOUNTING

**Standard:** Suspended (3.7' Standard), Pendant, Surface

SIZING

ORDER#	WATTAGE	WIDTH	LENGTH	HEIGHT
LHBC200	200W	18.9"	24.8"	2.2"
LHBC270	270W	18.9"	46.5"	2.2"

OPTICAL

**Beam:** 110°  
**Lens:** Polycarbonate Frosted  
**UGR:** 28

PHYSICAL


**Finish:** Powder Coat  
**Color:** White  
**Housing:** Painted Steel

INDUSTRY STANDARDS/RATINGS

**IP:** 20  
**IK:** N/A  
**Location:** Damp  
**IC:** Yes  
**UL/ETL:** UL  
**FCC:** Yes  
**RoHS:** Yes  
**DLC:** 5.1 Premium

ACCESSORIES

- Emergency Battery Backup
- Pendant Mounting Kit
- Surface Mounting Kit
- Suspension Mounting Kit



PRODUCT OVERVIEW & INSTALLATION

FIGURE A -  
SUSPENDING FIXTURE  
FROM A BEAM/RAFTER

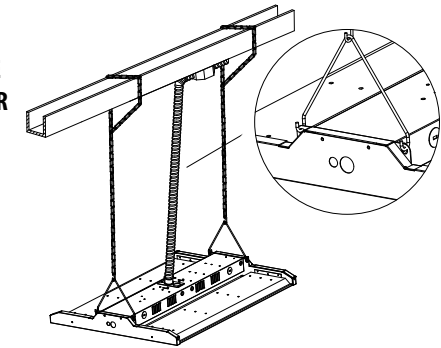


FIGURE C -  
SURFACE MOUNTING

Note: Made to order only.

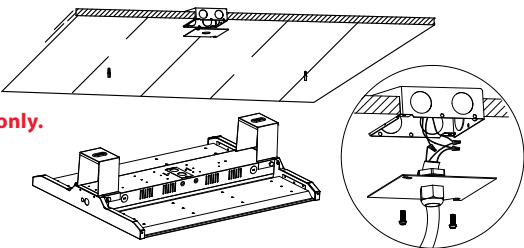


FIGURE B -  
SENSOR INSTALLATION

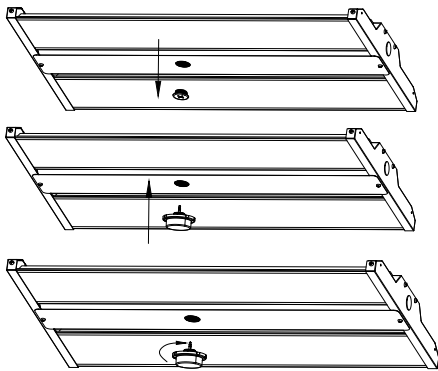
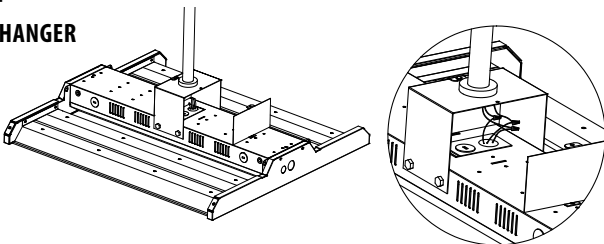


FIGURE D -  
PENDANT HANGER



## ORDERING INFORMATION

Listed below are the max wattage settings and lumens for each model number.

LHBC200



LHBC270



ORDERING CODE	DESCRIPTION	WATTS	VOLTS	CCT (K)	LUMENS
LHBC200	200W Linear High Bay with Selectable CCT	200	120-277	4000K   5000K	30,000
LHBC270	270W Linear High Bay with Selectable CCT	270	120-277	4000K   5000K	40,500

SC005



SC008



SC011



EB20



EB40



BCS03



BCS05



SCR053



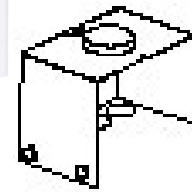
TR01



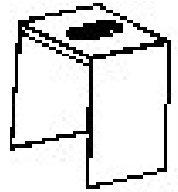
EBAM



LHBCAM21



LHBCAM22



ORDERING CODE	DESCRIPTION	USAGE
SC005	Plug-in PIR Sensor	Enable occupancy sensing and daylight harvesting on pluggable fixtures
SCR053	Remote Control	Used (with SC005 and SC006 sensor) to adjust settings after installation
SC008	Plug-in Bluetooth PIR Sensor with IR	This sensor enables wireless control of fixtures, or groups of fixtures, through the LiteSmart mobile app.
SC011	Plug-In Bluetooth PIR Sensor with IR	This sensor enables wireless control of fixtures, or group of fixtures, through the LiteSmart mobile app.
BCS03	Bluetooth button battery powered wall switch	Used to control functionality of the fixture; on/off, dimming, daylight harvesting and scene selection. Dimensions: 1-1/4" width x 2 5/8" height x 1/2" depth. <b>Note: Switch does not have CCT selectable capability.</b>
BCS05	Bluetooth 7 Button AC Powered Wall Switch 120-277V	AC powered wall switch used to control functionality of the fixture; on/off, dimming and scene selection. <b>Note: Switch does not have CCT selectable capability.</b>
EB20	20W Emergency Battery Backup	Supplies 90 minutes of battery backup to the fixture in times of a power outage. Field installed. <ul style="list-style-type: none"> <li>This unit is compatible with fixtures using &gt;81W and &lt;199W. For LHBC200 and LHBC270, specify EB40.</li> <li>This unit is not currently compatible with sensor usage.</li> <li>The unit must be orderd with indicator module EBAM and Test Remote TR01.</li> </ul>
TR01	Test Remote Control	Used for testing and demonstrating the functionality of EB20 emergency battery backup integrated products. <ul style="list-style-type: none"> <li>Only one remote required per area, building or site as necessary.</li> </ul>
EBAM	Adhesive-mounted Indicator Module	In drywall/open ceiling applications, this unit connects to the EB20 and is mounted via adhesive, where it displays the unit's current status of operation.
EB40	40W Emergency Battery Backup	Supplies 90 minutes of battery backup to the fixture in times of a power outage. Field installed. <ul style="list-style-type: none"> <li>This unit is compatible with fixtures using &gt;1W and &lt;300W.</li> <li>This unit is not currently compatible with sensor usage.</li> </ul>
LHBCAM21	Pendant Mounting Accessory For Linear High Bay C-Series.	
LHBCAM22	Surface Mounting Accessory For Linear High Bay C-Series. <b>Note: Made To order: 120-day lead time. 100-piece Min. Order Qty. Seek approval from Customer Service for Qtys less than 100.</b>	

**Note:** Wire guard available MTO (Made To Order).

## WIRELESS CONTROL WITH PLUGGABLE SENSORS



The standard PIR sensor uses a remote control for easy setup and control of individual fixtures.



The smart PIR sensor uses the LiteSmart mobile app for group setup and management.



## LITESMART



LiteSmart is a mobile app that enables total management of lighting systems at the touch of your fingers. Within the app, all functionality can be set up and controlled; on/off, dimming, grouping, scene creation and time scheduling. Adjustments can also be made to the occupancy sensor and daylight harvesting settings, then implemented across an entire group in seconds.

- Total control over your lighting system
- Quick and easy changes that can be implemented in seconds across a group of fixtures
- Further energy reduction via occupancy sensing, daylight harvesting and max wattage control
- Ability to create custom scenes based on specific needs, such as presentations
- Time scheduling that sets hours of operation per day



*Set up and manage your space with LiteSmart.  
Use the remote switch for everyday control.*



## WIRELESS SWITCH

Part #BCS03 or BCS05

The bluetooth control switch comes in handy for the daily occupants of a space. This switch, which can be wall mounted, enables quick adjustments to be made to a specific group of fixtures. Features include on/off, dimming, daylight harvesting and scene selection. The switch must be set up through the LiteSmart mobile app, but can then function on it's own within any space.

### BENEFITS

- Control over key functions for a specific group of lights
- Adjustments are quick and easy, and create an optimized space for a variety of needs
- Further reduce energy via daylight harvesting function, or disable daylight harvesting for full brightness
- Ability to choose between custom scenes based on specific needs within the space

### SWITCH CAPABILITIES

- Enable/disable auto daylight harvesting
- Brighten/dim a group or turn on/off the entire group of fixtures
- Program up to 3 scenes per switch

**Disclaimer:** Specifications are subject to change without notice. While Litetronics makes every effort to ensure accuracy, we do not guarantee the completeness or reliability of the information provided. For the most current product data, please visit [www.litetronics.com](http://www.litetronics.com).