

PROJECT:	
CATALOG #	
TYPE:	DATE:

EMERGENCY BATTERY BACKUP

for Litetronics standard fixtures and retrofits

DESCRIPTION

This 10W battery backup unit delivers emergency power to a wide range of Litetronics standard LED panels, troffers, strips and retrofits. In the event of a power outage, it supplies the connected fixture with 90-minutes of light, enabling sufficient visibility for occupants to safely exit the space.

The EB10 cycles through self-testing on a monthly basis, ensuring it's always ready for action. In addition, an indicator light module displays color-coded lights that show the current operational status of the unit. When used with our range of grid ceiling solutions, the EBCM indicator module can be recessed in an adjacent panel. When used with drywall or open ceiling applications, our EBAM can be directly attached to the side of the fixture via adhesive. For manual testing or demo purposes, a remote control is also available.



FEATURES

- Provides 90 minutes of emergency light during power loss
- Monthly/annual self-testing
- Manual testing via remote control (optional)
- Indicator module mounting compatibility with grid ceiling, drywall, or open ceiling applications
- ETL approved for damp locations
- 50,000-hour rated life
- 5-year warranty
- 18" of flexible conduit included



APPLICATIONS

- Emergency battery backup

CERTIFICATIONS



SPECIFICATIONS

Life (@L70): 50,000 hours

Warranty: 5 years

PERFORMANCE

Operating temp: 32°F to 122°F (0°C to 50°C)

Efficacy (LPW): N/A

CRI: N/A

ELECTRICAL

Input Voltage: 120-277V

Output Voltage: 170Vdc

Output Power: 10 Watts

Input frequency: 50/60Hz

PF: N/A

THD: N/A

Surge protection: N/A

Dimming: N/A

Minimum dimming: N/A

Aux. Voltage: N/A

Driver CL: N/A

Whip/Cord: 18" MC cable whip

Sensor: N/A

DIMENSIONS / WEIGHT

	LENGTH	WIDTH	HEIGHT	WEIGHT
EB10	15.88"	1.77"	0.965"	1.76 lbs
Conduit	18"			

OPTICAL

Beam: N/A

Lens: N/A

UGR: N/A

PHYSICAL

Operation Time: 90 Minutes

Recharge Time: 24 hours

Weight: 1.76 lbs.

INDUSTRY STANDARDS/RATINGS

IP: N/A

IK: N/A

Location: Damp

IC: N/A

UL/ETL: ETL

FCC: Yes

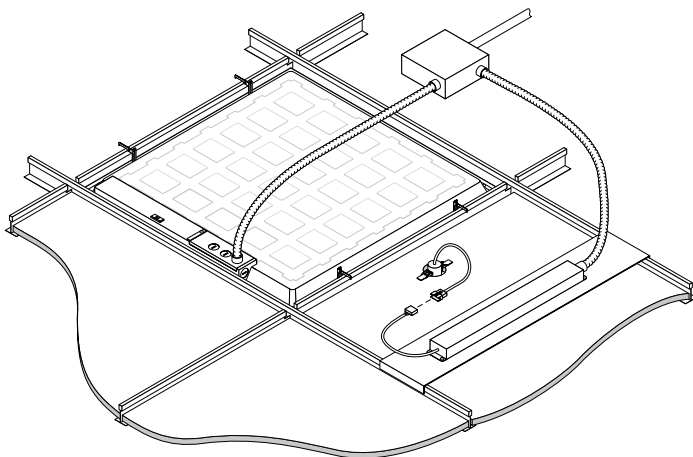
RoHS: Yes

UL294 Compliance: Yes

INDICATOR MODULE MOUNTING OPTIONS

CEILING MOUNTED

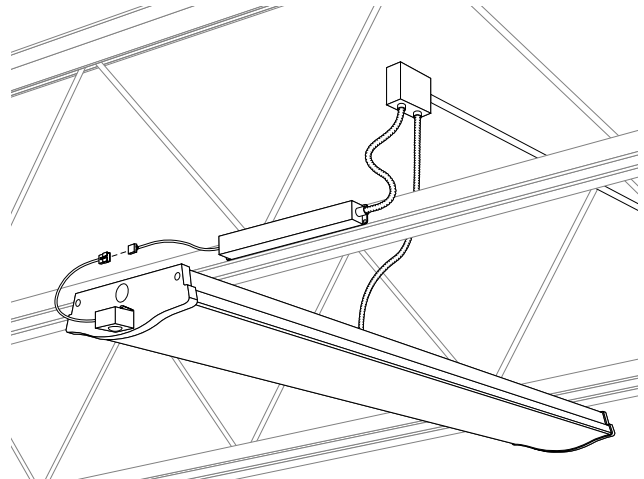
In grid ceiling applications, the EB10 is mounted close to the driver and the indicator module is recessed in an adjacent panel where it will display the unit's current status of operation.



Note: Grid tray not Litetronics product but for illustration only.

ADHESIVE MOUNTED

In drywall or open ceiling applications, the EB10 is mounted close to the driver and the indicator module is attached via adhesive to the side of the fixture, where it will display the unit's current status of operation.



ORDERING

Each EB10 unit must be ordered with one of the two indicator modules, which display the unit's current status of operation. See the usage guide below to choose the best option for your space.



EB10



EBCM



EBAM



TR01

MODEL #	DESCRIPTION	WATTS	VOLTS	OPERATING TIME
EB10	10W Emergency Battery Backup for standard fixtures	10	120-277	90 minutes

MODEL #	DESCRIPTION	USAGE
EBCM	Ceiling-Mounted Indicator Module	This Ceiling-Mounted Indicator Module (EBCM) can be used with one of Litetronics' emergency battery backup products (EB10, EB10N or EB20) to provide a visual confirmation of the operational status of the EBB unit. This module is typically used in grid ceiling applications where it is recess mounted in a panel adjacent to the fixture.
EBAM	Adhesive-Mounted Indicator Module	This Adhesive-Mounted Indicator Module (EBAM) must be used with one of Litetronics' emergency battery backup products (EB10, EB10N or EB20) to provide a visual confirmation of the operational status of the EBB unit. This module is typically used in open ceiling or drywall ceiling applications where the module is applied to the side of the fixture, mounting kit, or a nearby structural element.
TR01	Test remote for integrated EBB	Test and demo EBB functionality. One remote will control all EBB equipped units. Only one remote required per area, building or site as necessary.

OPERATION

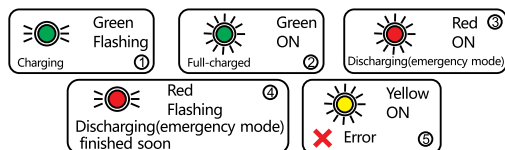
- Fixtures will operate normally when power is available. When an outage occurs, the fixture will switch to battery backup, delivering power to the fixture for up to 90 minutes.
- If the EB10 battery runs out, the fixture will turn off until power is restored. Once restored, the EB10 battery will begin charging.
- Each indicator module option will display the current status of the unit; a green light indicates a full charge and a red light indicates the unit is currently charging.
- The EB10 includes automatic monthly and annual self-testing functionality. If a problem is detected, a yellow light will appear.
- Testing can also be done via remote control. Press the TEST button on the remote and the fixture will enter into emergency operation for three seconds, then resume normal operation.

TESTING

- The fixture includes an automatic monthly self-testing function, which operates at 30-day intervals for 5 minutes and 360-day intervals for 90 minutes. During testing, the red indicator light will remain on.
- Additional testing and demo functionality is available via remote control, part # TR01 (sold separately).

INDICATOR MODULE LIGHT REFERENCE GUIDE

- Green/flashing = Charging
- Green/solid on = Fully charged
- Red/solid on = Discharging/emergency mode
- Red/flashing = Discharging with limited battery life remaining
- Yellow/solid on = Error. Contact Litetronics for troubleshooting



COMPATIBILITY LIST

The EB10 is compatible with the following Litetronics fixtures and retrofits.

GARAGE LIGHT	LINEAR HIGH BAY	STRIP RETROFIT C-SERIES	VOLUMETRIC TROFFER C-SERIES
GL39URXXDLP	LHB78XX	SRCS4	VLCT1
GL59URXXDLP	MAGNETIC RETROFIT	SRCS8	VLCT2
SQUARE GARAGE LIGHT	RFM3T2XXA	SRCS4A	VLCT4
GL80	RFM2T4XXA	SRCS8A	VLCT440
LIGHT PANEL RETROFIT C-SERIES	RFM3T4XXB	SRCS425XX	VOLUMETRIC RETROFIT
PRCT1XX	RFM2T4XXEW	SRCS846XX	VRT1XX
PRCT2XX	RFM3T4XXDW	VIVID FRAME	VRT2XX
PRCT4XX	RFM262T1XXDL	VLFT2XX	VRT4XX
LIGHT PANEL RETROFIT	RFM131T1XXDL	VLFT4XX	VRT2XXW
PRT1XX	STAIRWELL FIXTURE	VAPOR TIGHT	VRT4XXW
PRT2XX	SWFSX	VTCS4XX	WRAP FIXTURE
PRT4XX	STRIP FIXTURE	VTCS8XX	WFSX
PRT4XXW	SF40S4XX	VT30US4XXP	
LIGHT PANEL	SF60S8XX	VT55US8XXP	
PT1XX	SELECTABLE STRIP FIXTURE	VOLUMETRIC TROFFER	
PT2XX	SFS2	VLT1XX	
PT4XX	SFS4	VLT2XX	
PT44070	SFS8	VLT4XX	
PST1	LED STRIP FIXTURE C-SERIES		
PST2	SFCS425XX		
PST4	SFCS846XX		

COMPATIBILITY FOR 12V SENSOR WITH EMERGENCY BATTERY BACKUP

The 12V sensor with EBB is compatible with the following Litetronics products and part numbers.

SMART LIGHT PANEL	SMART LIGHT PANEL RETROFIT SELECTABLE CCT & TUNABLE WATTS
PT1XXN-	PRT1AN
PT2XXN-	PRT2AN
PT4XXN-	PRT4AN
SMART LIGHT PANEL RETROFIT	SMART VOLUMETRIC TROFFER SELECTABLE CCT & TUNABLE WATTS
PRT1XXN-	VLT1AN
PRT2XXN-	VLT2AN
PRT4XXN-	VLT4AN
SMART LIGHT PANEL SELECTABLE CCT & TUNABLE WATTS	SMART VOLUMETRIC TROFFER RETROFIT SELECTABLE CCT & TUNABLE WATTS
PT1AN	VRT1AN
PT2AN	VRT2AN
PT4AN	VRT4AN

UL924 STATEMENT OF COMPLIANCE AND COMPATIBILITY

PLEASE NOTE: When used with a sensor-equipped fixture from the Approved List of Litetronics fixtures above, the sensor will be bypassed and disabled by the EB10 when wired correctly per the installation instructions and cause the fixture to remain illuminated during periods of vacancy when the compatible fixture is powered by the EB10 power source. As such, EB10 is UL924 compliant.

GL39S, GL59**S with Sensor:** Not compliant with UL 924. Sensor access unavailable.

SWFS4 with Sensor: Compliant with UL 924 if Sensor is rewired to EB10 per Installation Wiring Diagram.