

LED BACK LIT PANEL

WATT AND CCT SELECTABLE

DESCRIPTION

Combining top-of-the-line efficiency, versatility, and a stylish, modern design, our line of LED Light Panels offers ideal solutions for a wide range of interior applications.

Our LED Back Lit Panel Series features field-selectable wattage and CCT, enabling a wide range of output options from a single fixture. Each fixture includes up to 3 unique lumen levels and 3 options for color temperature (3500/4000/5000).

Installation is simple and quick; this LED panel upgrade fits seamlessly into all standard 2' x 4', 2' x 2' or 1' x 4' grid ceiling layouts. It can also be recessed into grid ceiling applications, surface mounted or suspension mounted as alternatives.

The LED Back Lit Panel delivers up to 110 lumens per watt (LPW) over the course of its 50,000-hour rated life. It ensures long-term energy savings over traditional fluorescent bulbs and ballasts, as well as eliminates routine maintenance, making it perfect for updating existing grid layouts or implementing in new construction. Furthermore, it's backed by an industry-leading 5-year warranty, guaranteeing peace of mind for the life of your fixture.



FEATURES

- Selectable wattage (up to 3 settings)
- Selectable CCT (3500K, 4000K, 5000K)
- DLC 5.1 Standard (up to 110 LPW)
- Size options: 2x4, 2x2, 1x4
- Sealed enclosure (Bug/dust free)
- Anti-yellowing frosted diffuser
- ETL Damp location rating
- IC rated
- 0-10V Dimming
- 50,000-hour rated life
- 5-year warranty
- Compatible with Emergency Battery Backup
- Easy installation
- Grid, suspension, or surface

MARKETS

- Schools and universities
- Offices and municipal buildings
- Healthcare facilities and hospitals

MOUNTING

- Grid ceiling
- Suspension
- Surface Mount

CERTIFICATIONS



SPECIFICATIONS

Life (@L70): 50,000 hours
Warranty: 5 years

PERFORMANCE

Operating temp: 32°F to 104°F (0°C to 40°C)
Efficacy (LPW): 110
CRI: 80

ELECTRICAL

Input voltage: 120-277V
Input frequency: 50/60Hz
PF: ≥.95
THD: ≤20%
Surge protection: ANSI C82.77 compliant
Dimming: 0-10VDC ANSI C137.x compliant
Minimum dimming: 0% of rated lumen LED drive current
Aux. Voltage: No
Whip/Cord: No
Sensor: No

OPTICAL

Beam: N/A
Lens: Polycarbonate Frosted
UGR: N/A

PHYSICAL

Finish: Powder Coat
Color: White
Housing: Painted Steel

INDUSTRY STANDARDS/RATINGS

IP: 20
IK: N/A
Location: Damp
IC: Yes
UL/ETL: ETL
FCC: Yes
RoHS: Yes
DLC: 5.1 Standard

MOUNTING

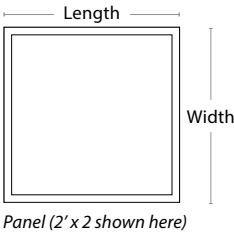
Standard: T-bar grid (drop ceilings)
Wiring access: 1/2" trade size knockouts

ACCESSORIES

Emergency Battery Backup
Surface Mounting Kit
Suspension Mounting Kit

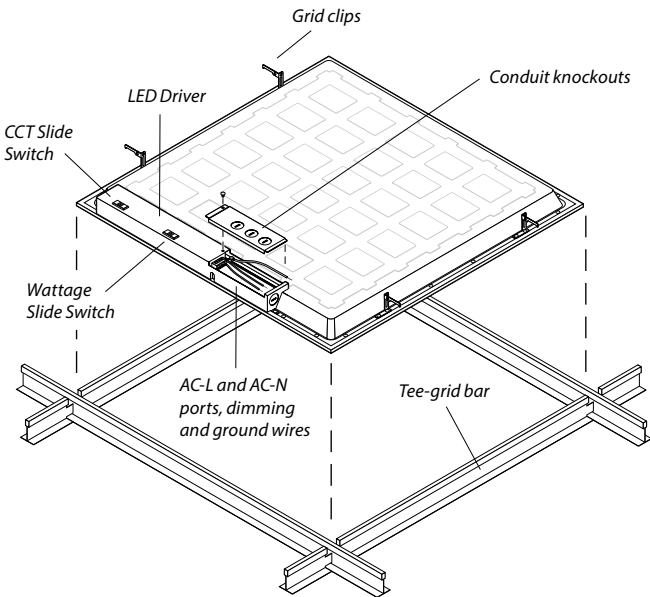
DIMENSIONS / WEIGHT

| ORDER# | SIZE | LENGTH | WIDTH | HEIGHT |
|--------|---------|--------|--------|--------|
| PST4 | 2' x 4' | 47.75" | 23.75" | 1.75" |
| PST2 | 2' x 2' | 23.75" | 23.75" | 1.75" |
| PST1 | 1' x 4' | 47.75" | 11.9" | 1.75" |

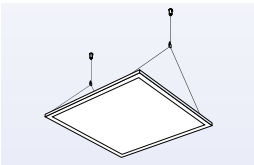


PRODUCT OVERVIEW AND INSTALLATION

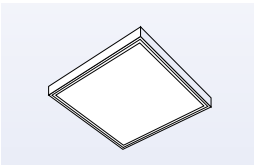
STANDARD GRID CEILING MOUNTING



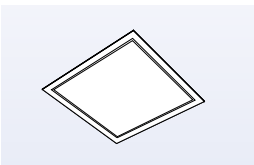
ALTERNATIVE MOUNTING OPTIONS



Suspension mounted



Surface mounted



Drywall mounted

ORDERING INFORMATION

Listed below are the included wattage settings and lumens for each model number.

PST4



PST2



PST1



| ORDERING CODE | DESCRIPTION | WATTS | VOLTS | CCT (K) | LUMENS |
|---------------|------------------------------------------------|--------------|----------|-----------------------|-----------------------|
| PST4 | 2x4 LED Back Lit Panel Watt and CCT Selectable | 30 40 50 | 120-277V | 3500K 4000K 5000K | 3,300 4,400 5,500 |
| PST2 | 2x2 LED Back Lit Panel Watt and CCT Selectable | 25 30 40 | 120-277V | 3500K 4000K 5000K | 2,750 3,300 4,400 |
| PST1 | 1x4 LED Back Lit Panel Watt and CCT Selectable | 25 30 40 | 120-277V | 3500K 4000K 5000K | 2,750 3,300 4,400 |

EB10



EBCM



EBAM



TR01

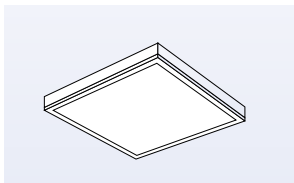
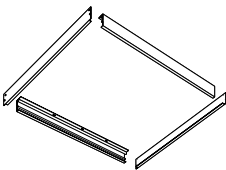


EMERGENCY BATTERY BACKUP

| MODEL # | DESCRIPTION | USAGE |
|---------|-----------------------------------|-------------------------------------------------------------------------------------------------------------------------------------------------------------------------------------------------------------------------------------------------------------------------------------------------------------------------------------------------------------------------------------------------------------|
| EB10 | 10W Emergency Battery Backup | Supplies battery backup to an individual fixture for up to 90 minutes. <u>Must be ordered with EBCM or EBAM indicator module.</u> |
| EBCM | Ceiling-Mounted Indicator Module | This Ceiling-Mounted Indicator Module (EBCM) can be used with one of Litetronics' emergency battery backup products (EB10, EB10N or EB20) to provide a visual confirmation of the operational status of the EBB unit. This module is typically used in grid ceiling applications where it is recess mounted in a panel adjacent to the fixture. |
| EBAM | Adhesive-Mounted Indicator Module | This Adhesive-Mounted Indicator Module (EBAM) must be used with one of Litetronics' emergency battery backup products (EB10, EB10N or EB20) to provide a visual confirmation of the operational status of the EBB unit. This module is typically used in open ceiling or drywall ceiling applications where the module is applied to the side of the fixture, mounting kit, or a nearby structural element. |
| TR01 | LED Emergency Light Test Remote | This accessory is required to operate and test the EMBB. Only one remote required per area, building or site as necessary. |

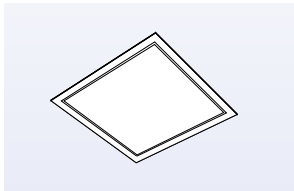
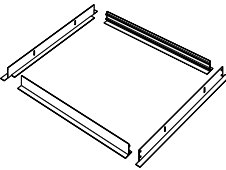
SURFACE MOUNT KIT

| MODEL # | DESCRIPTION | USAGE | OUTSIDE DIMENSIONS |
|---------|-----------------------|----------------------------------------------|---------------------------|
| PASSMT4 | 2x4 Surface Mount Kit | Surface mount 2x4 Panels to ceiling surfaces | 47.85" x 23.94" x 3.1875" |
| PASSMT2 | 2x2 Surface Mount Kit | Surface mount 2x2 Panels to ceiling surfaces | 24.07" x 23.94" x 3.1875" |
| PASSMT1 | 1x4 Surface Mount Kit | Surface mount 1x4 Panels to ceiling surfaces | 47.85" x 11.97" x 3.1875" |



DRYWALL MOUNT KIT

| MODEL # | DESCRIPTION | USAGE | OUTSIDE DIMENSIONS |
|---------|-----------------------|---------------------------------------------|-------------------------|
| PADMT4 | 2x4 Drywall Mount Kit | Recess mount 2x4 Panels in ceiling surfaces | 49.29" x 25.27" x 0.98" |
| PADMT2 | 2x2 Drywall Mount Kit | Recess mount 2x2 Panels in ceiling surfaces | 25.19" x 25.19" x 0.98" |
| PADMT1 | 1x4 Drywall Mount Kit | Recess mount 1x4 Panels in ceiling surfaces | 49.29" x 13.39" x 0.98" |



SUSPENSION MOUNT KIT

| MODEL # | DESCRIPTION | USAGE | WEIGHT RATING | MAX DISTANCE FROM CEILING |
|---------|--------------------------|---------------------------------|---------------|---------------------------|
| PTAM214 | 2x4 Suspension Mount Kit | Suspend 2x4 Panels from ceiling | 25 lbs | 4.45' |
| PTAM212 | 2X2 Suspension Mount Kit | Suspend 2x2 Panels from ceiling | 25 lbs | 4.45' |
| PTAM211 | 1X4 Suspension Mount Kit | Suspend 1x4 Panels from ceiling | 25 lbs | 4.45' |



Cable Length is 5'

