

## LED AREA LIGHT PRO

ONE AREA LIGHT. EVERY APPLICATION.

PROJECT:	
CATALOG #	
TYPE:	DATE:

### DESCRIPTION

Litetronics patented Area Light Pro Series is designed to simplify outdoor lighting installations. Featuring field-selectable wattages, color temperatures, and optical distributions, a single fixture can replace dozens of SKUs, streamlining inventory and planning. Quick Slide mounting system allows for effortless installation. Simply slide the fixture into the mount, saving time and resources on every job. Equipped with a universal 120–480V driver, 20kV surge protection, and plug-and-play smart controls, it's built for reliability, ease of use, and lower total cost of ownership. Perfect for all outdoor lighting needs including: parking lots, campuses, industrial yards, and retail spaces, the Area Light Pro offers powerful performance with unmatched flexibility.


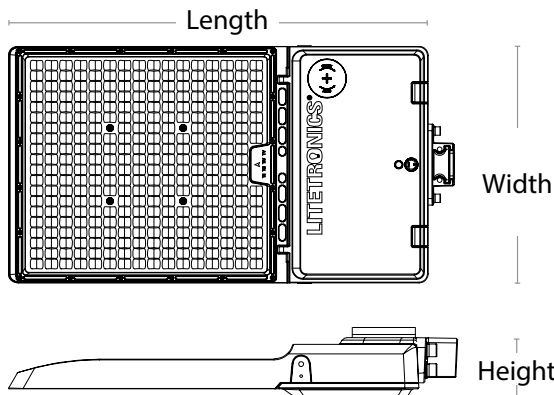
### FEATURES & ACCESSORIES

- All-in-one 120-480V
- DLC 5.1 Premium
- Type II, III, IV, V Selectable Distribution
- Field Selectable Wattages & CCT
- 10-Year Warranty
- 100,000-Hour Rated Life
- 3-pin Shorting Cap (Standard) Smart Node Ready with Nema 7 Pin Receptacle (Optional)
- TAA Compliant
- Pluggable Sensor Socket
- Quick Slide Mounting
- Compatibility with LiteSmart Mobile App
- Optional Glare Shields to Meet Code and Local Ordinance
- Optional Slipfitter, Pole Tenon, Direct Wall, Adjustable Direct Wall, and Trunnion Mountings Available
- Optional 3-Pin Photo Control
- Patented Area Light Pro Design

### DIMENSIONS / WEIGHT

Order Code	Length	Width	Height	Weight
ALP150	16.3"	11"	2.4"	8.5 lbs.
ALP250	17.9"	16.3"	2.4"	9 lbs.
ALP500	26.8"	14.2"	2.4"	14.6 lbs.

**Note:** Color options can be found on the color matrix on page 3.



### MARKETS

- Car Dealership
- Schools, Campuses, Day Care
- Parking Lots
- Commercial
- Transportation Hubs
- Trucking Depots
- Retail
- Event Centers
- Industrial Yards and Lots

### MOUNTING

- Slipfitter
- Trunnion
- Round/Square Pole Tenon
- Wall or Pole Mount

### CERTIFICATIONS



## SPECIFICATIONS

**Life (@L70):** 100,000 hours

**Warranty:** 10 years

### PERFORMANCE

**Operating temp:** -40F to 122°F (-40°C to 50°C)

**Efficacy (LPW):** 160

**CRI:** >80

### ELECTRICAL

**Input voltage:** 120-480V

**Input frequency:** 50/60Hz

**PF:** ≥0.9

**THD:** < 20%

**Surge protection:** 20KV

**Dimming:** 0-10V

**Whip/Cord:** 1.6'

**Sensor:** Plug-In (Choice of PIR, Bluetooth)

### OPTICAL

**Beam:** Type II, III, IV, V Selectable

**Lens:** Polycarbonate

**UGR:** N/A

### PHYSICAL

**Finish:** Matte Powder Coat

**Color:** Dark Bronze/Black/White

**Housing:** Die-Cast Aluminum

### INDUSTRY STANDARDS/RATINGS

**Bug Rating:** B4-U0-G4

**IP:** 65

**IK:** 08

**Location:** Wet

**Outdoor Rated:** Yes

**UL/ETL:** ETL

**FCC:** Yes

**RoHS:** Yes

**DLC:** 5.1 Premium

**TAA:** Compliant

## MOUNTING

**Optional:** Slipfitter, Trunnion, Tenon, and Wall/Pole mounting available

## ORDERING INFORMATION





### Main Fixture

Ordering Code	Description	Watts	Volts	CCT (K)	Lumens
ALP150	Area Light Pro 150W - Dark Bronz	100   125   150	120-480V	3000   4000   5000	16000   20000   24000
ALP250	Area Light Pro 250W - Dark Bronz	175   200   250	120-480V	3000   4000   5000	28000   32000   40000
ALP500	Area Light Pro 500W - Dark Bronz	300   400   500	120-480V	3000   4000   5000	48000   64000   80000

**Note:** Color options can be found on the color matrix on page 3.

## ACCESSORIES


### Accessories - Mounts

Ordering Code	Image	Description	Usage
ALPASFM*		Slipfitter Mount	Area Light Slip Fitter Quick Slide Mount - Dark Bronze
ALPAPM*		Round-Square Pole Tenon & Slipfitter Mount	Area Light combination Tennon & Quick Slide Slipfitter mounts for round/square poles - Dark Bronze
ALPATM*		Trunnion Mount	Area Light Trunnion Quick Slide Mount - Dark Bronze
ALPAADM*		Adjustable Direct Wall or Pole Mount	Area Light Pro Quick Slide Adjustable Direct Wall or Pole Mount - Dark Bronze






**Note:** Color options can be found on the color matrix on page 3.

## QUICK-SLIDE MOUNTING




The Roadway Pro features our Quick-Slide attachment, designed to make mounting faster and more flexible than ever. With two screws, you can easily slide, reposition, or swap mounting methods, giving you the freedom to install the fixture exactly how the job requires.



## Accessories - Sensors & Controls

Ordering Code	Image	Description	Usage
OLAPC		3-pin photocontrol for Outdoor Light	Photocontrol for 120-480V, IP65, black. Enables fixture to turn on/off based on daylight levels.
SC005		Plug-in PIR Sensor	Enable occupancy sensing and daylight harvesting on pluggable fixtures.
SC015		Plug-in Bluetooth PIR Sensor with IR	This sensor enables wireless control of fixtures, or groups of fixtures, through the LiteSmart mobile app
SCR053		Remote Control for plug-in PIR and Microwave sensors	Used to adjust sensor settings after installation, from the ground. (For SC005)
SCR054		Remote Control for bluetooth plug-in PIR and Microwave sensors	Used to Commission LiteTronics "Next Generation" LiteSmart IR-Enabled Sensor. (For SC015)

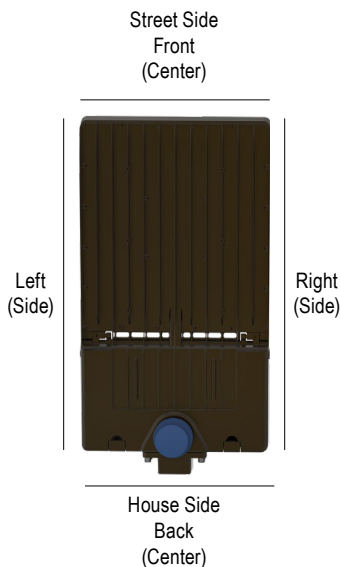
## Accessories - Glare Shields

Ordering Code	Image	Description	Usage
ALPAGS1S		Area Light Pro Glare Shield - Side	Area Light Pro Glare Shield for 150 watts - Side (right or left, 2 parts required for both)
ALPAGS1C		Area Light Pro Glare Shield - Center	Area Light Pro Glare Shield for 150 watts - Center (front or back, 2 parts required for both)
ALPAGS2S		Area Light Pro Glare Shield - Side	Area Light Pro Glare Shield for 250 watts - Side (right or left, 2 parts required for both)
ALPAGS2C		Area Light Pro Glare Shield - Center	Area Light Pro Glare Shield for 250 watts - Center (front or back, 2 parts required for both)
ALPAGS5S		Area Light Pro Glare Shield - Side	Area Light Glare Pro Shield for 500 watts - Side (right or left, 2 parts required for both)
ALPAGS5C		Area Light Pro Glare Shield - Center	Area Light Glare Pro Shield for 500 watts - Center (front or back, 2 parts required for both)

**Note:** Color options can be found on the color matrix below.

## Glare Shield IES Reference Guide

The diagram below identifies fixture orientations to assist in selecting the correct IES file for glare shield configurations. Separate IES files are provided based on which side(s) or position(s) the glare shield is installed.









## Color Matrix

Name	Dark Bronze	Black	White
<b>Main Fixture</b>			
Area Light Pro - 150W	ALP150	ALP150B*	ALP150W*
Area Light Pro - 250W	ALP250	ALP250B*	ALP250W*
Area Light Pro - 500W	ALP500	ALP500B*	ALP500W*
<b>Mounts</b>			
Slipfitter Mount	ALPASFM	ALPABSFM*	ALPAWSFM*
Tenon Mount	ALPAPM	ALPABPM*	ALPAWPM*
Trunnion Mount	ALPATM	ALPABTM*	ALPAWTM*
Wall or Pole Mount	ALPAADM	ALPABADM*	ALPAWADM*
<b>Glare Shields</b>			
Glare Shield - Side (150W)	ALPAGS1S*	ALPABGS1S*	ALPAWGS1S*
Glare Shield - Center (150W)	ALPAGS1C*	ALPABGS1C*	ALPAWGS1C*
Glare Shield - Side (250W)	ALPAGS2S*	ALPABGS2S*	ALPAWGS2S*
Glare Shield - Center (250W)	ALPAGS2C*	ALPABGS2C*	ALPAWGS2C*
Glare Shield - Side (500W)	ALPAGS5S*	ALPABGS5S*	ALPAWGS5S*
Glare Shield - Center (500W)	ALPAGS5C*	ALPABGS5C*	ALPAWGS5C*

\* **Note:** Made to order only.

## FIXTURE POLE CONFIGURATION AND EPA WIND RATING

From single to double to quad configurations, Litetronics Area Lights Pro can accommodate the needed number of fixtures per pole to meet all application needs.

Product	Fixture Position						
		Single Fixture	2 Fixtures at 90°	2 Fixtures at 180°	3 Fixtures at 90°	3 Fixtures at 120°	4 Fixtures at 90°
150W	Horizontal	0.325	0.507	0.654	0.772	0.833	0.772
	45°	1.494	2.032	1.494	2.585	3.618	2.585
250W	Horizontal	0.359	0.560	0.722	0.852	0.921	0.852
	45°	1.853	2.520	1.853	3.206	4.488	3.206
500W	Horizontal	0.529	0.825	1.065	1.256	1.357	1.256
	45°	3.205	4.359	3.205	5.545	7.763	5.545

**Note:** Litetronics does not manufacture or sell poles.

## WIRELESS CONTROL WITH PLUGGABLE SENSORS



The optional Microwave (SC006), and PIR Sensor (SC005) use a remote control for easy setup and control of individual fixtures.



The smart PIR sensor uses a remote control (SCR054) to Commission and group Litetronics "Next Generation" LiteSmart IR-Enabled SC011 Sensor.



### LITESMART



LiteSmart is a mobile app that enables total management of lighting systems at the touch of your fingers. Within the app, all functionality can be set up and controlled; on/off, dimming, grouping, scene creation and time scheduling. Adjustments can also be made to the occupancy sensor settings, then implemented across an entire group in seconds.

- Total control over your lighting system
- Quick and easy changes that can be implemented in seconds across a group of fixtures
- Further energy reduction via occupancy sensing, and max wattage control
- Ability to create custom scenes based on specific needs, such as presentations
- Time scheduling that sets hours of operation per day



Set up and manage your space with LiteSmart.

**Disclaimer:** Specifications are subject to change without notice. While Litetronics makes every effort to ensure accuracy, we do not guarantee the completeness or reliability of the information provided. For the most current product data, please visit [www.litetronics.com](http://www.litetronics.com).