

PROJECT:	
CATALOG #	
TYPE:	DATE:

LED VOLUMETRIC TROFFER (C-SERIES)

DEDICATED 4000K AND SELECTABLE OUTPUT SERIES

DESCRIPTION

Combining top-of-the-line efficiency, versatility, and a stylish, modern design, our line of LED Volumetric Troffers offers ideal solutions for a wide range of interior applications.

In addition to our dedicated 4000K CCT VLCT440, our Selectable Output Series features field-selectable wattage and CCT, enabling a wide range of output options from a single fixture. Each fixture includes up to 5 unique lumen levels and 3 options for color temperature (3500K, 4000K, 5000K). Also, each wattage is individually qualified with the DLC to ensure the best rebates based on the actual energy usage.

Installation is simple and quick; this LED troffer upgrade fits seamlessly into all standard 2' x 4' grid ceiling layouts. It can also be recessed into drywall ceiling applications, surface mounted or suspension mounted as alternatives.

The LED Volumetric Troffer delivers up to 125 lumens per watt (LPW) over the course of its 50,000-hour rated life. It ensures long-term energy savings over traditional fluorescent bulbs and ballasts, as well as eliminates routine maintenance, making it perfect for updating existing grid layouts or implementing in new construction. Furthermore, it's backed by an industry-leading 5-year warranty, guaranteeing peace of mind for the life of your fixture.

FEATURES

- Selectable wattage (5 settings)
- Selectable CCT (3500K, 4000K, 5000K)
- DLC 5.1 Premium (up to 125 LPW)
- Size options: 2x4
- UL Damp location rating
- IC rated
- 0-10V Dimming
- 50,000-hour rated life
- 5-year warranty
- Compatible with Emergency Battery Backup
- Easy installation
- Grid, suspension, surface or recessed mounting

MOUNTING

- Grid ceiling
- Surface Mount
- Suspension
- Recessed drywall



MARKETS

- Schools and universities
- Offices and municipal buildings
- Healthcare facilities and hospitals
- Retail
- Hospitality back of house
- Conference centers
- Commercial

CERTIFICATIONS



SPECIFICATIONS

Life (@L70): 50,000 hours

Warranty: 5 years

PERFORMANCE

Operating temp: -4°F to 113°F (-20°C to 45°C)

Efficacy (LPW): 125 LPW

CRI: 80

ELECTRICAL

Input voltage: 120-277V

Input frequency: 50/60Hz

PF: ≥.95

THD: ≤20

Surge protection: ANSI C82.77 compliant

Dimming: 0-10VDC ANSI C137.x compliant

Minimum dimming: 0% of rated lumen

Aux. Voltage: No

Driver CL: N/A

Whip/Cord: No

Sensor: No

OPTICAL

Beam: 110°

Lens: Polycarbonate Frosted

UGR: 22

PHYSICAL

Finish: Powder Coat

Color: White

Housing: Painted Steel

INDUSTRY STANDARDS/RATINGS

IP: 20

IK: N/A

Location: Damp

IC: VLCT4 - Yes / VLCT440 No

UL/ETL: UL

FCC: Yes

RoHS: Yes

DLC: 5.1 Premium

MOUNTING

Standard: T-bar grid (drop ceilings)

Wiring access: 1/2" trade size knockouts

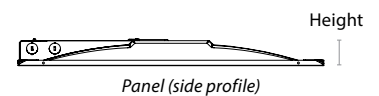
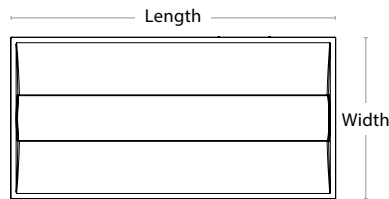
ACCESSORIES

**Emergency Battery Backup
Surface Mounting Kit**

**Drywall Mounting Kit
Suspension Mounting Kit**

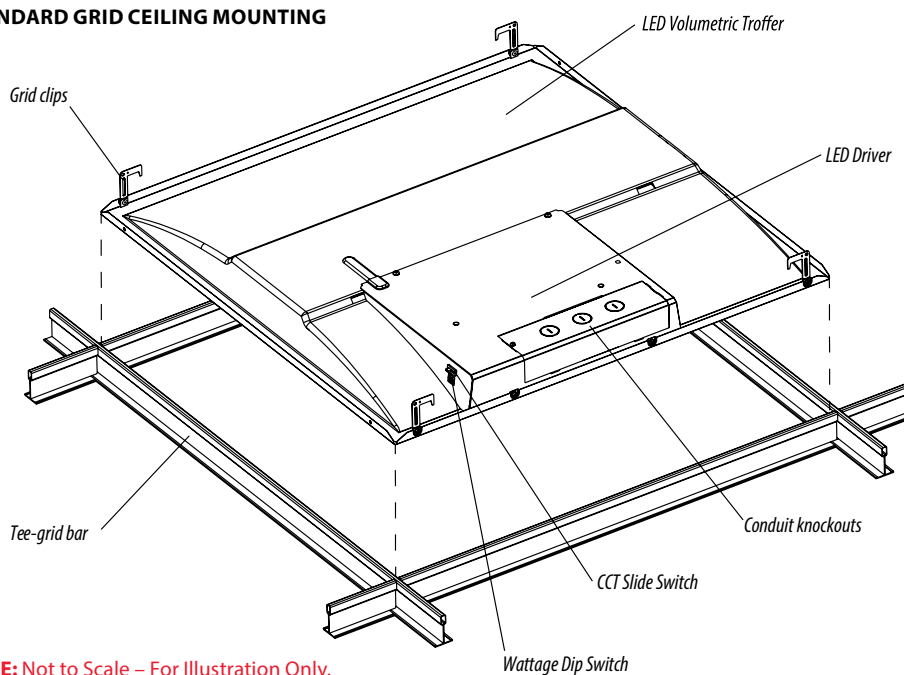
DIMENSIONS / WEIGHT

ORDER#	SIZE	LENGTH	WIDTH	HEIGHT	WEIGHT
VLCT4	2' x 4'	47.75"	23.75"	2.05"	11.44 lbs
VLCT440	2' x 4'	47.75"	23.75"	2.05"	11.44 lbs



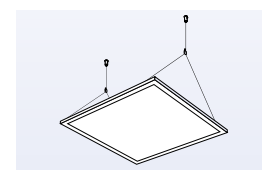
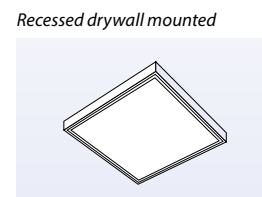
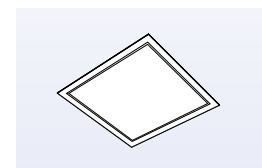
PRODUCT OVERVIEW AND INSTALLATION

STANDARD GRID CEILING MOUNTING



NOTE: Not to Scale – For Illustration Only.


ALTERNATIVE MOUNTING OPTIONS



ORDERING INFORMATION

Listed below are the max wattage settings and lumens for each model number.

ORDERING CODE	DESCRIPTION	SIZE	WATTS	VOLTS	CCT (K)	LUMENS
VLCT4	LED Volumetric Troffer	2' x 4'	25 30 40 45 50	120-277	3500 4000 5000	3125 3750 5000 5625 6250
VLCT440	LED Volumetric Troffer	2' x 4'	25 30 40 45 50		4000	3125 3750 5000 5625 6250



EB10



EBCM



EBAM

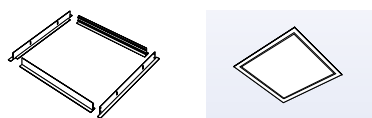


TR01

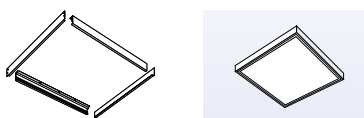
EMERGENCY BATTERY BACKUP

MODEL #	DESCRIPTION	USAGE
EB10	10W Emergency Battery Backup	Supplies battery backup to an individual fixture for up to 90 minutes. <u>Must be ordered with EBCM or EBAM indicator module.</u>
EBCM	Ceiling-mounted Indicator Module	In grid ceiling applications, this unit connects to the EB10 and is recess mounted in an adjacent panel where it displays the unit's current status of operation.
EBAM	Adhesive-mounted Indicator Module	In drywall/open ceiling applications, this unit connects to the EB10 and is mounted via adhesive, where it displays the unit's current status of operation.
TR01	LED Emergency Light Test Remote	This accessory is required to operate and test the EMBB. • Only one remote required per area, building or site as necessary.

DRYWALL MOUNT KIT



SURFACE MOUNT KIT



SUSPENSION MOUNT KIT



DRYWALL MOUNT KIT

MODEL #	DESCRIPTION	USAGE	OUTSIDE DIMENSIONS
FPAM224	2x4 Drywall Mount Kit	Recess mount 2x4 Panels in ceiling surfaces	49.44" x 25.46" x 1.65"

SURFACE MOUNT KIT

MODEL #	DESCRIPTION	USAGE	OUTSIDE DIMENSIONS
PTAM204	2x4 Surface Mount Kit	Surface mount 2x4 Panels to ceiling surfaces	47.85" x 23.94" x 3.1875"

SUSPENSION MOUNT KIT

MODEL #	DESCRIPTION	USAGE	WEIGHT RATING	MAX DISTANCE FROM CEILING
PTAM214	2x4 Suspension Mount Kit	Suspend 2x4 Panels from ceiling	25 lbs	4.45'