

PROJECT:	
CATALOG #	
TYPE:	DATE:

LED SMART LIGHT PANEL RETROFIT

with Integrated Programmable Controls



The LED Smart Light Panel Retrofit brings a new level of control and convenience to interior grid ceiling applications and sensitivity to surrounding daylight conditions and locations. Equipped with an on-board sensor that supports both occupancy sensing and daylight harvesting, this retrofit kit is the ultimate energy reduction tool. And while this functionality comes standard out of the box, it can be fully customized with just a few taps to your mobile device. Our new mobile app, LiteSmart, enables fixtures in a space to be grouped together and function as one; they can be turned on/off, dimmed, or programmed based on your schedule. Settings can be adjusted and pushed live in seconds. Custom scene configurations can also be created to meet the various needs of the space.

This LED retrofit can accommodate all standard sizes of fluorescent troffers, including 2' x 4', 2' x 2' or 1' x 4', and it's patented design makes installation simple and quick. The kit can be installed by one person in less than two minutes, without breaking into the ceiling plenum. Once installation is complete, all functionality can be set up via LiteSmart, then controlled through the app or our wireless remote switch.

The LED Smart Light Panel Retrofit delivers up to 125 lumens per watt (LPW) over the course of its 100,000-hour rated life. It ensures long-term energy savings over traditional fluorescent bulbs and ballasts, as well as eliminates routine maintenance, making it perfect for updating existing troffers. Furthermore, it's backed by an industry-leading 10-year warranty, guaranteeing peace of mind for the life of your fixture.

KEY FEATURES

- Wireless control via mobile app or bluetooth wall switch (optional)
- Daylight harvesting
- Occupancy sensing
- Tunable CCT (3500K - 5000K)
- Output control via wattage trim
- 100,000-hour rated life
- 10-year warranty
- DLC Premium (pending)
- Sealed enclosure (Bug/dust free)
- Anti-yellowing frosted diffuser
- Continuous dimming
- Compatible with Emergency Battery Backup
- NLC 5.0 Listed

MARKETS

- Schools and universities
- Offices and municipal buildings
- Healthcare facilities and hospitals
- Commercial
- Retail
- Industrial workrooms

APPLICATIONS

- Drop/grid ceilings
- Fluorescent troffers



SPECIFICATIONS

Average rated life: 100,000 hours (@L70)
Warranty: 10 years
Operating temp: -4°F to 113°F (-20°C to 45°C)
Surge protection: ANSI C82.77 compliant
Input voltage: 120-277V
Input frequency: 50/60Hz
Power factor: ≥0.95
CRI: 80

Lens type: Polycarbonate frosted
Dimming: Continuous dimming (0-100%)
Location rating: Damp
ETL listed: Yes
DLC rating: Premium (pending)
RoHS compliant: Yes
Sensor type: PIR (passive infrared)

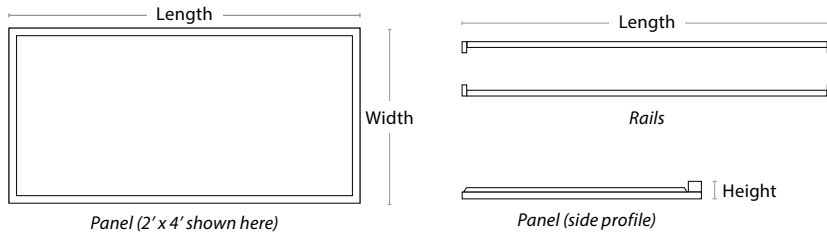
MOUNTING

Standard: T-bar grid (drop ceilings) mounted fluorescent troffers
Wiring access: 1/2" trade size knockouts

ACCESSORIES

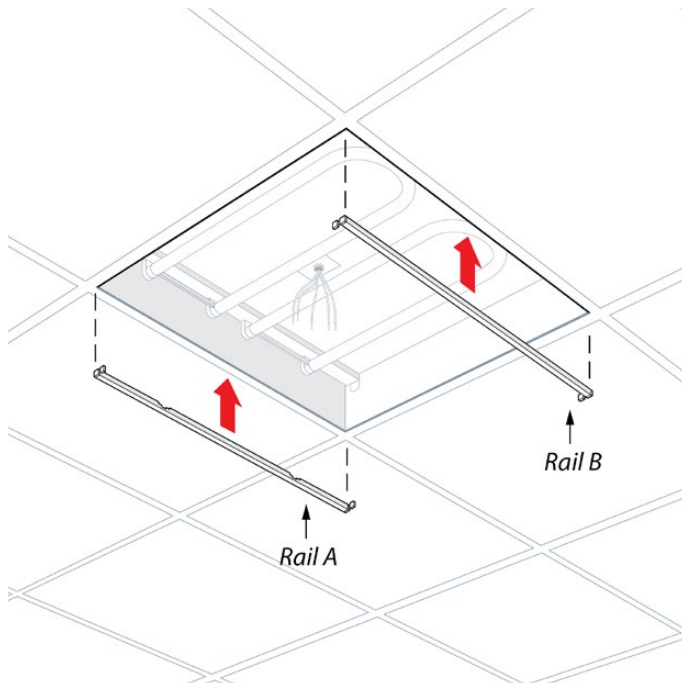
Bluetooth Control Switch: Used to control lighting functions such as on/off, dimming, daylight harvesting and scene selection

DIMENSIONS

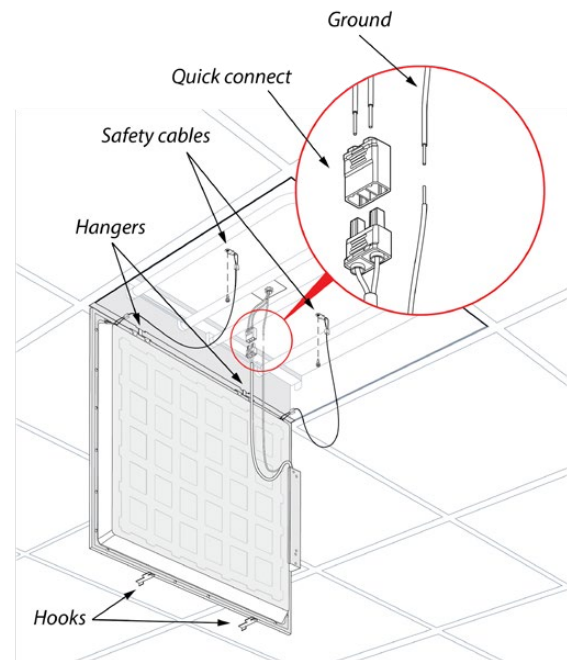


SIZE	LENGTH	WIDTH	HEIGHT	RAIL LENGTH	WEIGHT
2' x 4'	45"	21"	1.625"	47"	9.5 lbs
2' x 2'	21"	21"	1.625"	23"	6.06 lbs
1' x 4'	45"	10.5"	1.625"	47"	6.68 lbs

PRODUCT OVERVIEW AND INSTALLATION



The mounting rails are inserted between the troffer and grid rail on opposite sides with the anti-rotational tabs pointed inward and notches facing up.



The panel hangers are inserted into the notches on the mounting rail, enabling the panel to hang freely while electrical connections are completed.

ORDERING INFORMATION

MODEL #	DESCRIPTION	SIZE	WATTAGE	VOLTS	CCT	LUMENS
PRT4N	2X4 LED Smart Light Panel Retrofit with Tunable CCT	2' x 4'	50	120-277	3500 - 5000K	6,250
PRT2N	2X2 LED Smart Light Panel Retrofit with Tunable CCT	2' x 2'	36	120-277	3500 - 5000K	4,500
PRT1N	1x4 LED Smart Light Panel Retrofit with Tunable CCT	1' x 4'	36	120-277	3500 - 5000K	4,500



BCS01




BCS02

BLUETOOTH CONTROL SWITCHES

MODEL #	DESCRIPTION	USAGE
BCS01	Bluetooth control switch (2AA batteries not included)	Used to control functionality of the fixture; on/off, dimming, daylight harvesting and scene selection.
BCS02	Solar bluetooth control switch	Used to control functionality of the fixture; on/off, dimming, daylight harvesting and scene selection.

Note: Switches don't have CCT selectable capability.



EB10N



EBCM



TR01

EMERGENCY BATTERY BACKUP

MODEL #	DESCRIPTION	USAGE
EB10N	10W Emergency Battery Backup	Supplies battery backup to an individual fixture for up to 90 minutes. <u>Must be ordered with EBCM or EBAM.</u>
EBCM	Ceiling-mounted Indicator Module	In grid ceiling applications, this unit connects to the EB10 and is recess mounted in an adjacent panel where it displays the unit's current status of operation.
TR01	Test Remote Control	Used for testing and demonstrating the functionality of EB10 emergency battery backup integrated products.

WIRELESS CONTROL

The LED Smart Light Panel Retrofit uses bluetooth technology for a completely wireless connection to your smart phone or remote wall switch.



Set up and manage your space with LiteSmart.

Use the remote switch for everyday control.



LITESMART
by Litetronics

LiteSmart is a mobile app that enables total management of lighting systems at the touch of your fingers. Within the app, all LED Smart Light Panel Retrofit functionality can be set up and controlled; on/off, dimming, grouping, scene creation and time scheduling. Adjustments can also be made to the occupancy sensor and daylight harvesting settings, then implemented across an entire group in seconds.

BENEFITS

- Total control over your lighting system
- Quick and easy changes that can be implemented in seconds across a group of fixtures
- Energy management functionality with the ability to set the max wattage of your fixtures.
- Further energy reduction via occupancy sensing, daylight harvesting and max wattage control
- Ability to create custom scenes based on specific needs, such as presentations
- Time scheduling that sets hours of operation per day

NETWORK CAPABILITIES

- Unlimited admins and guests can be added to each network
- Each network supports up to 100 fixtures
- Individual fixtures can belong to up to 32 groups
- Up to 127 scenes can be created from one network
- Up to 10 switches can be created from one network



WIRELESS SWITCH
Part # BCS01 or BCS02

The bluetooth control switch comes in handy for the daily occupants of a space. This switch, which can be wall mounted, enables quick adjustments to be made to a specific group of fixtures. Features include on/off, dimming, daylight harvesting and scene selection. The switch must be set up through the LiteSmart mobile app, but can then function on it's own within any space.

BENEFITS

- Control over key functions for a specific group of lights
- Adjustments are quick and easy, and create an optimized space for a variety of needs
- Further reduce energy via daylight harvesting function, or disable daylight harvesting for full brightness
- Ability to choose between custom scenes based on specific needs within the space

SWITCH CAPABILITIES

- Enable/disable auto daylight harvesting
- Brighten/dim a group or turn on/off the entire group of fixtures
- Program up to 3 scenes per switch