

LED VOLUMETRIC TROFFER

with Field-adjustable Light Output



Combining top-of-the-line efficiency with a stylish, modern design, the LED Volumetric Troffer is an ideal solution for interior grid ceiling applications. Our standard model is equipped with field-adjustable light output, enabling the lumen output and wattage to be set to one of five specific levels based on the needs of the user. This feature enables not only the customization of light output, but also puts a cap on the amount of energy being used. Installation is simple and quick; this LED troffer upgrade fits seamlessly into all standard 2' x 4', 2' x 2' or 1' x 4' grid ceiling layouts.

The LED Volumetric Troffer delivers up to 125 lumens per watt (LPW) over the course of its 100,000-hour rated life. It ensures long-term energy savings over traditional fluorescent bulbs and ballasts, as well as eliminates routine maintenance, making it perfect for updating existing grid layouts or implementing in new construction. Furthermore, it's backed by an industry-leading 10-year warranty, guaranteeing peace of mind for the life of your fixture.

KEY FEATURES

- Field-adjustable light output
- 100,000-hour rated life
- 10-year warranty
- Up to 125 LPW
- Suitable for damp locations
- 0-10V Dimming
- Compatible with Emergency Battery Backup
- DLC Premium

MARKETS

- Schools and universities
- Offices and municipal buildings
- Healthcare facilities and hospitals

APPLICATIONS

- Drop/grid ceilings
- Fluorescent troffers



SPECIFICATIONS

Average rated life: 100,000 hours (@L70)
Warranty: 10 years
Operating temp: -4°F to 113°F (-20°C to 45°C)
Surge protection: ANSI C82.77 compliant
Input voltage: 120-277V
Input frequency: 50/60Hz
Power factor: ≥0.95
CRI: 80

Dimming: 0-10VDC ANSI C137.x compliant
Minimum dimming: 0% of rated lumen
LED drive current
Location rating: Damp
ETL listed: Yes
RoHS compliant: Yes
DLC rating: Premium

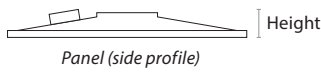
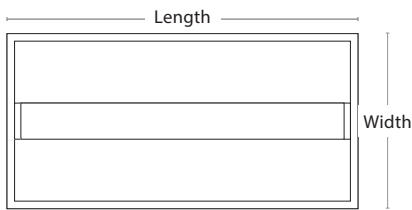
MOUNTING

Standard: T-bar grid (drop ceilings)
Wiring access: 1/2" trade size knockouts

ACCESSORIES

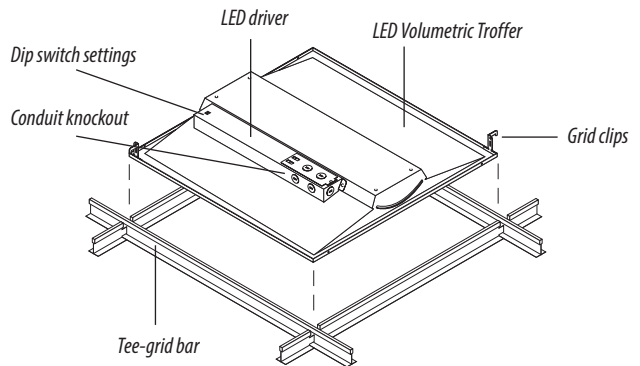
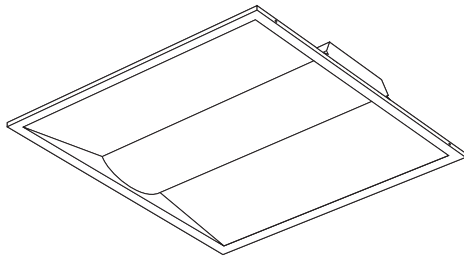
Emergency Battery Backup
Surface Mounting Kit
Drywall Mounting Kit
Suspension Mounting Kit

DIMENSIONS



SIZE	LENGTH	WIDTH	HEIGHT
2' x 4'	47.75"	23.75"	2.875"
2' x 2'	23.75"	23.75"	2.875"
1' x 4'	47.75"	11.9"	2.875"

PRODUCT OVERVIEW



ORDERING INFORMATION

Listed below are the included wattage settings and lumens for each model number.

2' X 2'

ROOT MODEL #	DESCRIPTION		
VLT235	2X2 LED Volumetric Troffer		
EXT. MODEL #	WATTAGE	CCT	LUMENS
VLT23518	18	3500	2,250
VLT23520	20	3500	2,500
VLT23525	25	3500	3,125
VLT23530	30	3500	3,750
VLT235	36	3500	4,500

ROOT MODEL #	DESCRIPTION		
VLT240	2X2 LED Volumetric Troffer		
EXT. MODEL #	WATTAGE	CCT	LUMENS
VLT24018	18	4000	2,250
VLT24020	20	4000	2,500
VLT24025	25	4000	3,125
VLT24030	30	4000	3,750
VLT240	36	4000	4,500

ROOT MODEL #	DESCRIPTION		
VLT250	2X2 LED Volumetric Troffer		
EXT. MODEL #	WATTAGE	CCT	LUMENS
VLT25018	18	5000	2,250
VLT25020	20	5000	2,500
VLT25025	25	5000	3,125
VLT25030	30	5000	3,750
VLT250	36	5000	4,500

2' X 4'

ROOT MODEL #	DESCRIPTION		
VLT435	2X4 LED Volumetric Troffer		
EXT. MODEL #	WATTAGE	CCT	LUMENS
VLT43525	25	3500	3,125
VLT43530	30	3500	3,750
VLT43540	40	3500	5,000
VLT43545	45	3500	5,625
VLT435	50	3500	6,250

ROOT MODEL #	DESCRIPTION		
VLT440	2X4 LED Volumetric Troffer		
EXT. MODEL #	WATTAGE	CCT	LUMENS
VLT44025	25	4000	3,125
VLT44030	30	4000	3,750
VLT44040	40	4000	5,000
VLT44045	45	4000	5,625
VLT440	50	4000	6,250

ROOT MODEL #	DESCRIPTION		
VLT450	2X4 LED Volumetric Troffer		
EXT. MODEL #	WATTAGE	CCT	LUMENS
VLT45025	25	5000	3,125
VLT45030	30	5000	3,750
VLT45040	40	5000	5,000
VLT45045	45	5000	5,625
VLT450	50	5000	6,250

1' X 4'

ROOT MODEL #	DESCRIPTION		
VLT135	1X4 LED Volumetric Troffer		
EXT. MODEL #	WATTAGE	CCT	LUMENS
VLT13518	18	3500	2,250
VLT13520	20	3500	2,500
VLT13525	25	3500	3,125
VLT13530	30	3500	3,750
VLT135	36	3500	4,500

ROOT MODEL #	DESCRIPTION		
VLT140	1X4 LED Volumetric Troffer		
EXT. MODEL #	WATTAGE	CCT	LUMENS
VLT14018	18	4000	2,250
VLT14020	20	4000	2,500
VLT14025	25	4000	3,125
VLT14030	30	4000	3,750
VLT140	36	4000	4,500

ROOT MODEL #	DESCRIPTION		
VLT150	1X4 LED Volumetric Troffer		
EXT. MODEL #	WATTAGE	CCT	LUMENS
VLT15018	18	5000	2,250
VLT15020	20	5000	2,500
VLT15025	25	5000	3,125
VLT15030	30	5000	3,750
VLT150	36	5000	4,500

Each extended model # is individually listed with DLC. The highest wattage is listed under the root model #.

EMERGENCY BATTERY BACKUP

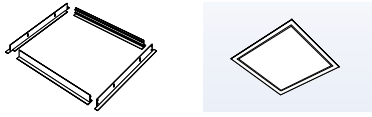
MODEL #	DESCRIPTION	USAGE
EB23UQB	Emergency Battery Backup unit with 18" conduit 23W 120-277V	Supplies 23 watts to an individual fixture in times of power outage. Emergency power lasts for up to 90 minutes.



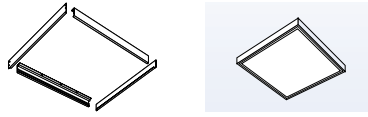
Emergency Battery Backup (EB23UQB)

ORDERING INFORMATION

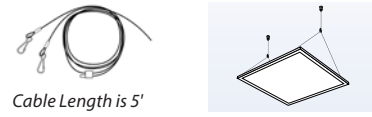
DRYWALL MOUNT KIT



SURFACE MOUNT KIT



SUSPENSION MOUNT KIT



DRYWALL MOUNT KIT

MODEL #	DESCRIPTION	USAGE	OUTSIDE DIMENSIONS
FPAM224	2x4 Drywall Mount Kit	Recess mount 2x4 Panels in ceiling surfaces	47.85" x 23.94" x 2.44"
FPAM222	2x2 Drywall Mount Kit	Recess mount 2x2 Panels in ceiling surfaces	24.07" x 23.94" x 2.44"
FPAM221	1x4 Drywall Mount Kit	Recess mount 1x4 Panels in ceiling surfaces	47.85" x 11.97" x 2.44"

SURFACE MOUNT KIT

MODEL #	DESCRIPTION	USAGE	OUTSIDE DIMENSIONS
PTAM204	2x4 Surface Mount Kit	Surface mount 2x4 Panels to ceiling surfaces	47.85" x 23.94" x 3.1875"
PTAM202	2x2 Surface Mount Kit	Surface mount 2x2 Panels to ceiling surfaces	24.07" x 23.94" x 3.1875"
PTAM301	1x4 Surface Mount Kit	Surface mount 1x4 Panels to ceiling surfaces	47.85" x 11.97" x 3.1875"

SUSPENSION MOUNT KIT

MODEL #	DESCRIPTION	USAGE	WEIGHT RATING	MAX DISTANCE FROM CEILING
PTAM214	2x4 Suspension Mount Kit	Suspend 2x4 Panels from ceiling	25 lbs	4.45'
PTAM212	2X2 Suspension Mount Kit	Suspend 2x2 Panels from ceiling	25 lbs	4.45'
PTAM211	1X4 Suspension Mount Kit	Suspend 1x4 Panels from ceiling	25 lbs	4.45'